

Amundi MSCI EMU Climate Paris Aligned UCITS ETF Acc

FACTSHEET

Marketing
Communication

31/03/2026

EQUITY ■

Key Information (Source: Amundi)

Net Asset Value (NAV) : **81.50 (EUR)**
 NAV and AUM as of : **31/03/2026**
 Assets Under Management (AUM) :
236.10 (million EUR)
 ISIN code : **LU2182388582**
 Replication type : **Physical**
 Benchmark :
**100% MSCI EMU CLIMATE PARIS ALIGNED
 FILTERED INDEX**

Objective and Investment Policy

The objective of this Sub-Fund is to track the performance of MSCI EMU Climate Paris Aligned Filtered Index (the "Index"), and to minimize the tracking error between the net asset value of the Sub-Fund and the performance of the Index. The Sub-Fund aims to achieve a level of tracking error of the Sub-Fund and its index that will not normally exceed 1%.

Risk Indicator (Source : Fund Admin)



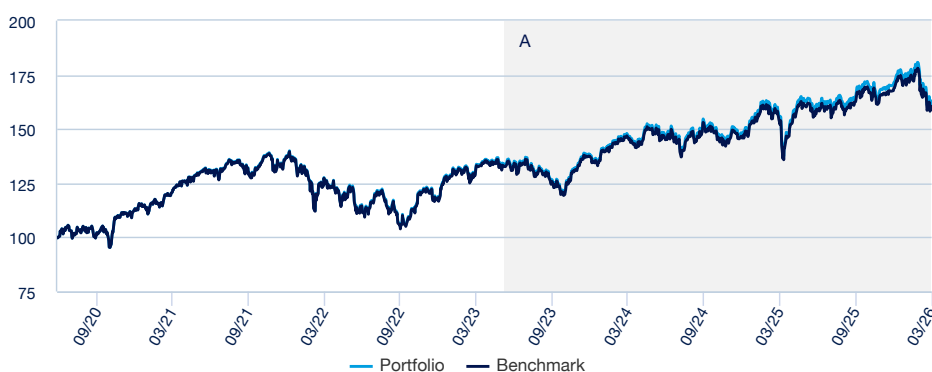
Lower Risk

Higher Risk

The SRI represents the risk and return profile as presented in the Key Information Document (KID). The lowest category does not imply that there is no risk. The SRI is not guaranteed and may change over time. The risk indicator assumes you keep the product for 5 years. The summary risk indicator is a guide to the level of risk of this product compared to other products. It shows how likely it is that the product will lose money because of movement in the markets or because we are not able to pay you.

Returns (Source: Fund Admin) - Past performance does not predict future returns

Performances from 25/06/2020 to 31/03/2026 (Source : Fund Admin)



A : * Since the beginning of this period, the reference indicator of the Sub- Fund is MSCI EMU Climate Paris Aligned Filtered Index

Cumulative returns* (Source: Fund Admin)

Since	YTD 31/12/2025	1 month 27/02/2026	3 months 31/12/2025	1 year 31/03/2025	3 years 31/03/2023	5 years 31/03/2021	Since 25/06/2020
Portfolio	-4.87%	-9.68%	-4.87%	5.94%	21.86%	33.83%	63.00%
Benchmark	-4.90%	-9.70%	-4.90%	5.55%	20.56%	31.78%	60.50%
Spread	0.03%	0.02%	0.03%	0.39%	1.31%	2.04%	2.50%

Calendar year performance* (Source: Fund Admin)

	2025	2024	2023	2022	2021
Portfolio	15.65%	7.13%	18.02%	-14.66%	22.14%
Benchmark	15.14%	6.73%	17.76%	-14.84%	21.89%
Spread	0.50%	0.40%	0.26%	0.18%	0.25%

* Source : Amundi. The above cover complete periods of 12 months for each calendar year. **Past performance is no predictor of current and future results and does not guarantee future yield**. Any losses or gains do not take into consideration any costs, commissions and fees incurred by the investor in the issue and buyout of the shares (e.g. taxes, brokerage fees or other commissions deducted by the financial intermediary). If performance is calculated in a currency other than the euro, any losses or gains generated can thereby be affected by exchange rate fluctuations (both upward and downward). The discrepancy accounts for the performance difference between the portfolio and the index.

Risk indicators (Source: Fund Admin)

	1 year	3 years	Inception to date *
Portfolio volatility	16.71%	14.52%	16.08%
Benchmark volatility	16.68%	14.51%	16.08%
Ex-post Tracking Error	0.12%	0.13%	0.13%
Sharpe ratio	0.04	0.22	0.44

* Volatility is a statistical indicator that measures an asset's variations around its average value. For example, market variations of +/- 1.5% per day correspond to a volatility of 25% per year. The higher the volatility, the higher the risk. The Tracking Error indicator measures the performance's difference between the fund and the benchmark

EQUITY

Meet the Team



Isabelle Lafargue

Head of Index & Multistrategies Management – Regional Funds



Salah Benaissa

Portfolio manager



Pierre Navarre

Co-Portfolio Manager

Index Data (Source : Amundi)

Description of the Index

The Index tracks an equity index based on the MSCI EMU index representative of the large and mid-cap stocks across developed market countries in the European Economic and Monetary Union (the "Parent Index"). The Index is designed to support investors seeking to reduce their exposure to transition and physical climate risks and who wish to pursue opportunities arising from the transition to a lower-carbon economy, while aligning with the Paris Agreement requirements. The Index incorporate the Task Force on Climate-Related Financial Disclosures (TCFD) recommendations and are designed to exceed the minimum standards of the European Union Paris Aligned Benchmark.

Information (Source: Amundi)

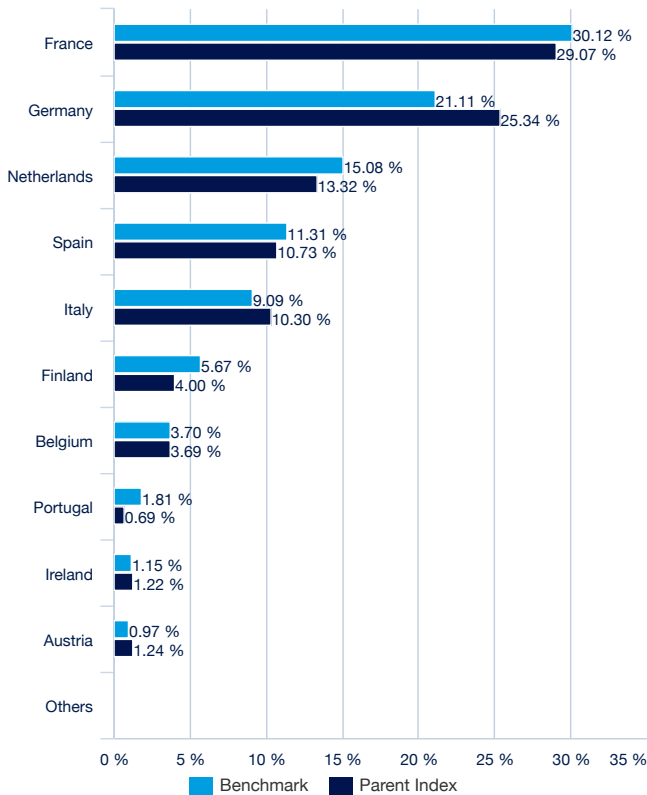
Asset class : **Equity**
Exposure : **Eurozone**
Benchmark index currency : **EUR**
Holdings : **133**

Top 10 benchmark holdings (source : Amundi)

	% of assets (Index)	% assets (Parent index)
ASML HOLDING NV	8.34%	6.49%
SCHNEIDER ELECT SE	3.24%	1.98%
ALLIANZ SE-REG	3.12%	2.05%
SIEMENS AG-REG	3.10%	2.32%
SAP SE / XETRA	3.05%	2.26%
LVMH MOET HENNESSY LOUIS VUI	2.37%	1.74%
BANCO SANTANDER SA MADRID	2.23%	2.10%
FERROVIAL SE MADRID	2.15%	0.40%
TERNA-RETE ELETTRICA NAZIONA	2.03%	0.21%
SANOFI - PARIS	2.03%	1.39%
Total	31.67%	20.95%

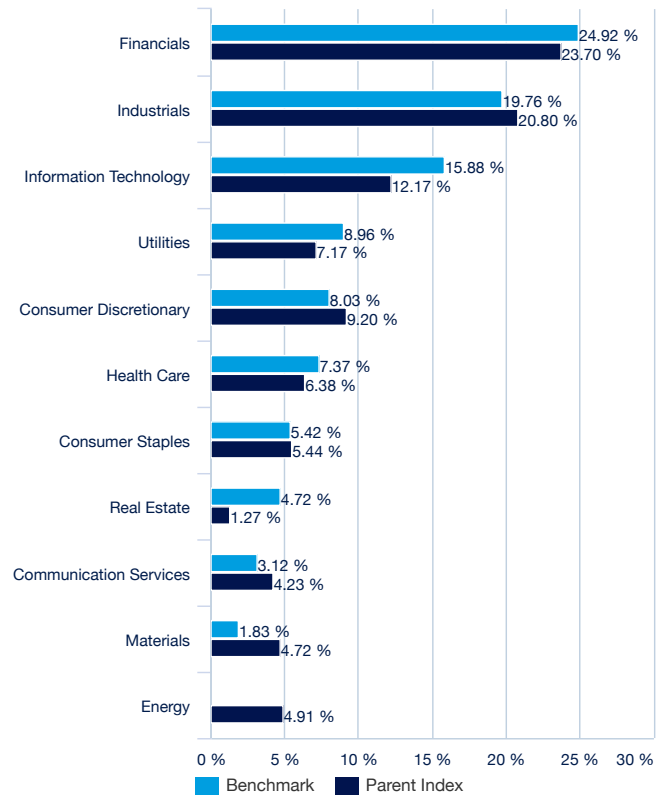
Parent index : **MODEISTOX - MODELE EURO ISTOXX AMBITION CLIMAT PAB**

Geographical breakdown (for illustrative purposes only - Source: Amundi)



Parent index : **MODEISTOX - MODELE EURO ISTOXX AMBITION CLIMAT PAB**

Benchmark Sector breakdown (for illustrative purposes only - Source : Amundi)



Parent index : **MODEISTOX - MODELE EURO ISTOXX AMBITION CLIMAT PAB**

EQUITY ■

Socially Responsible Investment (SRI)

The SRI expresses sustainable development objectives in investment decisions by adding Environmental, Social and Governance (ESG) criteria in addition to the traditional financial criteria.

SRI thus aims to balance economic performance and social and environmental impact by financing companies and public entities which contribute to sustainable development whatever their business sector. By influencing the governance and behaviour of stakeholders, SRI promotes a responsible economy.

Evaluation by ESG criteria (Source: Amundi)

	Index	Parent index
Overall Rating	8.27	7.70
Environment	7.16	6.86
Social	5.84	5.64
Governance	6.77	6.51

Parent index : **MODEISTOX - MODELE EURO ISTOXX AMBITION CLIMAT PAB**

ESG criteria

The criteria are extra-financial criteria used to assess the Environmental, Social and Governance practices of companies.

Environmental, Social, and Governance risks and opportunities are posed by large scale trends (e.g. climate change, resource scarcity, demographic shifts) as well as by the nature of the company's operations.

Scores are on a 0-10 scale, with 10 being the best.

“E” for Environment (Climate Change, Natural Resources, Pollution & Waste and Environmental Opportunities)

“S” for Social (Human Capital, Product Liability, Stakeholder Opposition and Social Opportunities)

“G” for Governance (Corporate Governance and Corporate Behavior)

Source: Raw ESG data for companies are provided by MSCI

Carbon footprint

Carbon footprint: carbon emissions per euro million invested

	Index	Parent Index
Total carbon portfolio footprint (Index/Parent index) :	22.62	106.13

Carbon footprint

This indicator measures the portfolio's carbon emissions in metric tonnes of carbon equivalent (tCO2e) per euro million invested.

This is an indicator of the emissions generated by investment in this portfolio.

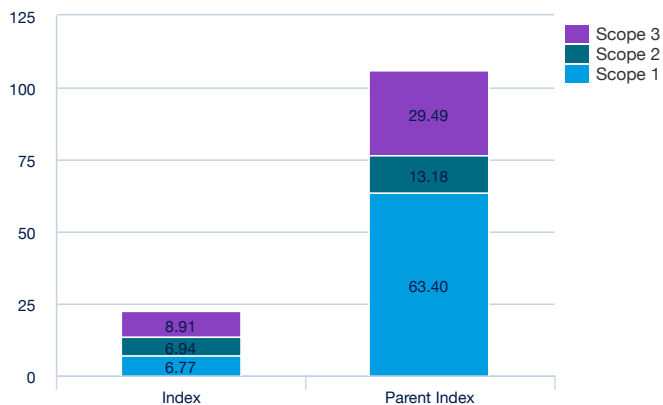
Definition of scopes :

- **Scope 1** : all emissions that arise directly from sources that are owned or controlled by the company.

- **Scope 2** : all indirect emissions generated by the purchase or production of electricity, steam or heat.

- **Scope 3** : All other indirect emissions, upstream and downstream of the value chain. For reasons of data robustness, Amundi has chosen to use emissions from activities upstream of Scope 3 - Source: Trucost EEI-O model (input/output model extended to the Trucost environment).

Source : The carbon emissions data is supplied by Trucost. It corresponds to companies' annual emissions expressed in tCO2e, which covers the six greenhouse gases defined in the Kyoto protocol whose emissions are converted into global warming potential (GWP) in CO2 equivalent.



Parent index : **MODEISTOX - MODELE EURO ISTOXX AMBITION CLIMAT PAB**

EQUITY ■

Principal characteristics (Source : Amundi)

Fund structure	SICAV under Luxembourg law
UCITS compliant	UCITS
Management Company	Amundi Luxembourg SA
Administrator	CACEIS Bank, Luxembourg Branch
Custodian	CACEIS Bank, Luxembourg Branch
Independent auditor	DELOITTE AUDIT
Share-class inception date	25/06/2020
Date of the first NAV	25/06/2020
Share-class reference currency	EUR
Classification	-
Type of shares	Accumulation
ISIN code	LU2182388582
Minimum investment to the secondary market	1 Share(s)
Frequency of NAV calculation	Daily
Management fees and other administrative or operating costs	0.15%
Minimum recommended investment period	5 years
Fiscal year end	September
Primary Market Maker	BNP Paribas

Listing data (source : Amundi)

Place	CCY	Bloomberg Ticker	Bloomberg iNAV	Reuters RIC	Reuters iNAV
Euronext Paris	EUR	PABZ FP	IPABZ	PABZ.PA	IPABZ=BNPP

Contact

ETF Sales contact

France & Luxembourg	+33 (0)1 76 32 65 76
Germany & Austria	+49 (0) 800 111 1928
Italy	+39 02 0065 2965
Switzerland (German)	+41 44 588 99 36
Switzerland (French)	+41 22 316 01 51
United Kingdom	+44 (0) 20 7 074 9598
United Kingdom (Instit)	+44 (0) 800 260 5644
Netherlands	+31 20 794 04 79
Nordic countries	+46 8 5348 2271
Hong Kong	+65 64 39 93 50
Spain	+34 914 36 72 45

ETF Capital Markets contact

Téléphone	+33 (0)1 76 32 19 93
Bloomberg IB Chat	Capital Markets Amundi ETF Capital Markets Amundi HK ETF

ETF Market Makers contact

BNP Paribas	+33 (0)1 40 14 60 01
Kepler Cheuvreux	+33 (0)1 53 65 35 25

Amundi contact

Amundi ETF
90 bd Pasteur
CS 21564
75 730 Paris Cedex 15 - France
Hotline : +33 (0)1 76 32 47 74
info-etf@amundi.com

EQUITY ■

Index Providers

THE SUB-FUND IS NOT SPONSORED, ENDORSED, SOLD OR PROMOTED BY MSCI INC. ("MSCI"), ANY OF ITS AFFILIATES, ANY OF ITS INFORMATION PROVIDERS OR ANY THIRD PARTY INVOLVED IN, OR RELATED TO, COMPILING OR CREATING ANY MSCI INDEX (COLLECTIVELY, THE "MSCI PARTIES"). THE MSCI INDICES ARE THE EXCLUSIVE PROPERTY OF MSCI AND ARE SERVICE MARKS OF MSCI OR ITS AFFILIATES. THE MSCI INDICES HAVE BEEN LICENSED FOR USE FOR CERTAIN PURPOSES BY AMUNDI. NONE OF THE MSCI PARTIES MAKES ANY REPRESENTATION OR WARRANTY, EXPRESS OR IMPLIED, TO THE ISSUER OR OWNERS OF THIS SUB-FUND OR ANY OTHER PERSON OR ENTITY REGARDING THE ADVISABILITY OF INVESTING IN SUBFUNDS GENERALLY OR IN THIS PARTICULAR SUB-FUND OR THE ABILITY OF ANY MSCI INDEX TO TRACK CORRESPONDING STOCK MARKET PERFORMANCE. MSCI OR ITS AFFILIATES ARE THE LICENSORS OF CERTAIN TRADEMARKS, SERVICE MARKS AND TRADE NAMES AND OF THE MSCI INDICES WHICH ARE DETERMINED, COMPOSED AND CALCULATED BY MSCI WITHOUT REGARD TO AMUNDI OR THIS SUB-FUND OR THIS SUB-FUND'S UNITHOLDERS OR ANY OTHER PERSON OR ENTITY. NONE OF THE MSCI PARTIES HAS ANY OBLIGATION TO TAKE THE NEEDS OF THE AMUNDI, THIS SUB-FUND'S UNITHOLDERS OR ANY OTHER PERSON OR ENTITY INTO CONSIDERATION IN DETERMINING, COMPOSING OR CALCULATING THE MSCI INDICES. NONE OF THE MSCI PARTIES IS RESPONSIBLE FOR OR HAS PARTICIPATED IN DETERMINATION OF THE TIMING OF, PRICES AT, OR QUANTITIES OF THIS SUB-FUND TO BE ISSUED OR IN THE DETERMINATION OR CALCULATION OF THE EQUATION BY OR THE CONSIDERATION INTO WHICH THIS SUB-FUND IS REDEEMABLE. FURTHERMORE, NONE OF THE MSCI PARTIES HAS ANY OBLIGATION OR LIABILITY TO THE ISSUER OR OWNERS OF THIS SUB-FUND OR ANY OTHER PERSON OR ENTITY IN CONNECTION WITH THE ADMINISTRATION, MARKETING OR OFFERING OF THIS SUB-FUND. ALTHOUGH MSCI SHALL OBTAIN INFORMATION FOR INCLUSION IN OR FOR USE IN THE CALCULATION OF THE MSCI INDICES FROM SOURCES THAT MSCI CONSIDERS RELIABLE, NONE OF THE MSCI PARTIES WARRANTS OR GUARANTEES THE ORIGINALITY, ACCURACY AND/OR THE COMPLETENESS OF ANY MSCI INDEX OR ANY DATA INCLUDED THEREIN. NONE OF THE MSCI PARTIES MAKES ANY WARRANTY, EXPRESS OR IMPLIED, AS TO RESULTS TO BE OBTAINED BY THE ISSUER OF THE SUB-FUND, OWNERS OF THE SUB-FUND, OR ANY OTHER PERSON OR ENTITY, FROM THE USE OF ANY MSCI INDEX OR ANY DATA INCLUDED THEREIN. NONE OF THE MSCI PARTIES SHALL HAVE ANY LIABILITY FOR ANY ERRORS, OMISSIONS OR INTERRUPTIONS OF OR IN CONNECTION WITH ANY MSCI INDEX OR ANY DATA INCLUDED THEREIN. FURTHERMORE, NONE OF THE MSCI PARTIES MAKES ANY EXPRESS OR IMPLIED WARRANTIES OF ANY KIND, AND THE MSCI PARTIES HEREBY EXPRESSLY DISCLAIM ALL WARRANTIES OF MERCHANTABILITY AND FITNESS FOR A PARTICULAR PURPOSE, WITH RESPECT TO EACH MSCI INDEX AND ANY DATA INCLUDED THEREIN. WITHOUT LIMITING ANY OF THE FOREGOING, IN NO EVENT SHALL ANY OF THE MSCI PARTIES HAVE ANY LIABILITY FOR ANY DIRECT, INDIRECT, SPECIAL, PUNITIVE, CONSEQUENTIAL OR ANY OTHER DAMAGES (INCLUDING LOST PROFITS) EVEN IF NOTIFIED OF THE POSSIBILITY OF SUCH DAMAGES.

Important information

The information in this document is intended solely for institutional investors, professional, qualified or specialised investors and financial intermediaries. It is not intended for distribution to the general public, retail customers and private clients of any jurisdiction or those qualified as 'US Persons'. Moreover, all recipients in the European Union must qualify as "Professional" investors as defined by Directive 2004/39/EC of 21 April 2004 on Markets in Financial Instruments ("MiFID") or by each local legislation and in the case of Switzerland as a "Qualified Investor" within the meaning of the Swiss federal law on collective investments. This document shall not, under any circumstance, be sent within the European Union to non "Professional" investors as defined by the MiFID or, in Switzerland, to those investors which are not defined as "qualified investors" in the applicable law and regulations. Representative: CACEIS Bank, Paris, Nyon Branch / Switzerland, 35 route de Signy, 1260 Nyon, Switzerland (formerly "CACEIS Bank Luxembourg, Luxembourg, Nyon Branch", Switzerland. Paying agent: CA Indosuez (Suisse) S.A., 4 quai General Guisan, 1204 Geneva.

This document is designed exclusively for institutional, professional, qualified or sophisticated investors and distributors. It is not meant for the general public or private clients of any jurisdiction or those qualified as 'US Persons'. Approved investors in regard to the European Union are those which are defined as "Professional" investors in Directive 2004/39/EC of 21 April 2004 "MiFID" or, as the case may be, as defined under each local legislation and, insofar as the offer in Switzerland is concerned, "qualified investors" as set forth in the federal Law on Collective Investments (LPCC), the Ordinance on collective investments of 22 November 2006 (OPCC) and the FINMA 08/8 Circular regarding the legislation on collective investments of 20 November 2008. This document shall not, under any circumstance, be sent within the European Union to non "Professional" investors as defined by the MFI or under each local legislation, or in Switzerland to those investors which are not defined as "qualified investors" in the applicable law and regulations.

Certain information ©2021 MSCI ESG Research LLC. Reproduced by permission. Although Amundi information providers, including without limitation, MSCI ESG Research LLC and its affiliates (the "ESG Parties"), obtain information (the "Information") from sources they consider reliable, none of the ESG Parties warrants or guarantees the originality, accuracy and/or completeness, of any data herein and expressly disclaim all express or implied warranties, including those of merchantability and fitness for a particular purpose. The Information may only be used for your internal use, may not be reproduced or disseminated in any form and may not be used as a basis for, or a component of, any financial instruments or products or indices. Further, none of the Information can in and of itself be used to determine which securities to buy or sell or when to buy or sell them. None of the ESG Parties shall have any liability for any errors or omissions in connection with any data herein, or any liability for any direct, indirect, special, punitive, consequential or any other damages (including lost profits) even if notified of the possibility of such damages.