

# Amundi STOXX Europe 600 ESG UCITS ETF Acc

FACTSHEET

Marketing  
Communication

30/04/2026

EQUITY ■

## Key Information (Source: Amundi)

Net Asset Value (NAV) : **152.43 ( EUR )**  
 NAV and AUM as of : **30/04/2026**  
 Assets Under Management (AUM) :  
**1,606.21 ( million EUR )**  
 ISIN code : **LU1681040223**  
 Replication type : **Physical**  
 Benchmark : **100% STOXX EUROPE 600 ESG+**

## Objective and Investment Policy

AMUNDI STOXX EUROPE 600 ESG UCITS ETF DR seeks to replicate as closely as possible the performance of the STOXX Europe 600 ESG+ Index (Net Total Return Index), whether the trend is rising or falling. This ETF enables investors to benefit from an exposure to European developed countries by selecting 80% of the stocks with the highest ESG score among those in the STOXX Europe 600 index.

## Risk Indicator (Source : Fund Admin)



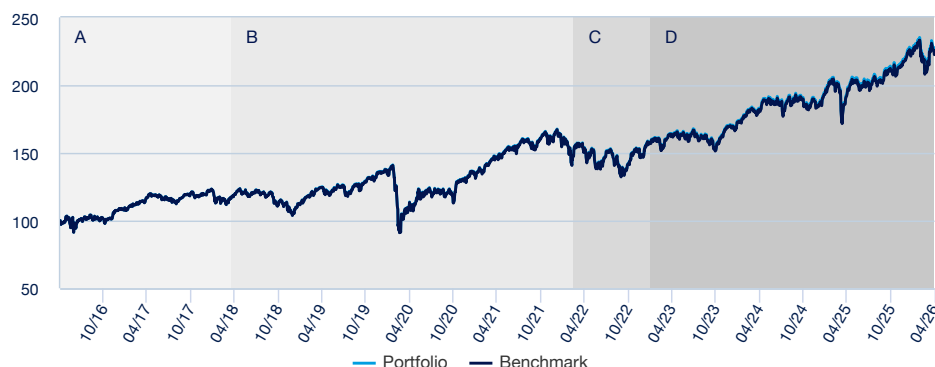
Lower Risk

Higher Risk

The SRI represents the risk and return profile as presented in the Key Information Document (KID). The lowest category does not imply that there is no risk. The SRI is not guaranteed and may change over time. The risk indicator assumes you keep the product for 5 years. The summary risk indicator is a guide to the level of risk of this product compared to other products. It shows how likely it is that the product will lose money because of movement in the markets or because we are not able to pay you.

## Returns (Source: Fund Admin) - Past performance does not predict future returns

### Performances from 02/05/2016 to 30/04/2026 (Source : Fund Admin)



A : Sur la base des performances réalisées depuis la date de lancement du Fonds français « AMUNDI ETF STOXX EUROPE 600 UCITS ETF » géré par Amundi Asset Management et absorbé par « AMUNDI STOXX EUROPE 600 » le 18.04.2018.

B : Performance of the Sub-Fund since the date of its launch

C : Since this date, the sub fund will move his benchmark from STOXX Europe 600 to STOXX Europe 600 ESG Broad Market NTR

D : Since the beginning of this period, the reference indicator of the Sub-Fund is STOXX Europe 600 ESG+ Index.

### Cumulative returns\* (Source: Fund Admin)

| Since            | YTD<br>31/12/2025 | 1 month<br>31/03/2026 | 3 months<br>30/01/2026 | 1 year<br>30/04/2025 | 3 years<br>28/04/2023 | 5 years<br>30/04/2021 | Since<br>22/09/2009 |
|------------------|-------------------|-----------------------|------------------------|----------------------|-----------------------|-----------------------|---------------------|
| <b>Portfolio</b> | 3.00%             | 6.49%                 | 0.37%                  | 16.57%               | 38.69%                | 55.23%                | 286.20%             |
| <b>Benchmark</b> | 2.93%             | 6.42%                 | 0.29%                  | 16.33%               | 38.04%                | 54.36%                | 280.39%             |
| <b>Spread</b>    | 0.08%             | 0.07%                 | 0.08%                  | 0.23%                | 0.64%                 | 0.87%                 | 5.81%               |

### Calendar year performance\* (Source: Fund Admin)

|                  | 2025   | 2024  | 2023   | 2022    | 2021   | 2020   | 2019   | 2018    | 2017   | 2016  |
|------------------|--------|-------|--------|---------|--------|--------|--------|---------|--------|-------|
| <b>Portfolio</b> | 18.68% | 8.94% | 16.20% | -11.12% | 24.88% | -2.00% | 26.97% | -10.67% | 10.66% | 1.81% |
| <b>Benchmark</b> | 18.47% | 8.75% | 16.00% | -11.15% | 24.91% | -1.99% | 26.82% | -10.77% | 10.58% | 1.73% |
| <b>Spread</b>    | 0.21%  | 0.19% | 0.20%  | 0.03%   | -0.03% | -0.01% | 0.16%  | 0.09%   | 0.08%  | 0.07% |

\* Source : Amundi. The above cover complete periods of 12 months for each calendar year. **Past performance is no predictor of current and future results and does not guarantee future yield**. Any losses or gains do not take into consideration any costs, commissions and fees incurred by the investor in the issue and buyout of the shares (e.g. taxes, brokerage fees or other commissions deducted by the financial intermediary). If performance is calculated in a currency other than the euro, any losses or gains generated can thereby be affected by exchange rate fluctuations (both upward and downward). The discrepancy accounts for the performance difference between the portfolio and the index.

### Risk indicators (Source: Fund Admin)

|                               | 1 year | 3 years | Inception to date * |
|-------------------------------|--------|---------|---------------------|
| <b>Portfolio volatility</b>   | 13.94% | 13.43%  | 16.16%              |
| <b>Benchmark volatility</b>   | 13.93% | 13.42%  | 16.16%              |
| <b>Ex-post Tracking Error</b> | 0.09%  | 0.09%   | 0.08%               |
| <b>Sharpe ratio</b>           | 1.17   | 0.63    | 0.50                |

\* Volatility is a statistical indicator that measures an asset's variations around its average value. For example, market variations of +/- 1.5% per day correspond to a volatility of 25% per year. The higher the volatility, the higher the risk. The Tracking Error indicator measures the performance's difference between the fund and the benchmark

EQUITY

Meet the Team



**Lionel Brafman**  
Head of the Index & Multistратегies team



**Zhicong Mou**  
Portfolio Manager - Index & Multistратегies



**Pierre Maigniez**  
Co-Portfolio Manager

Index Data (Source : Amundi)

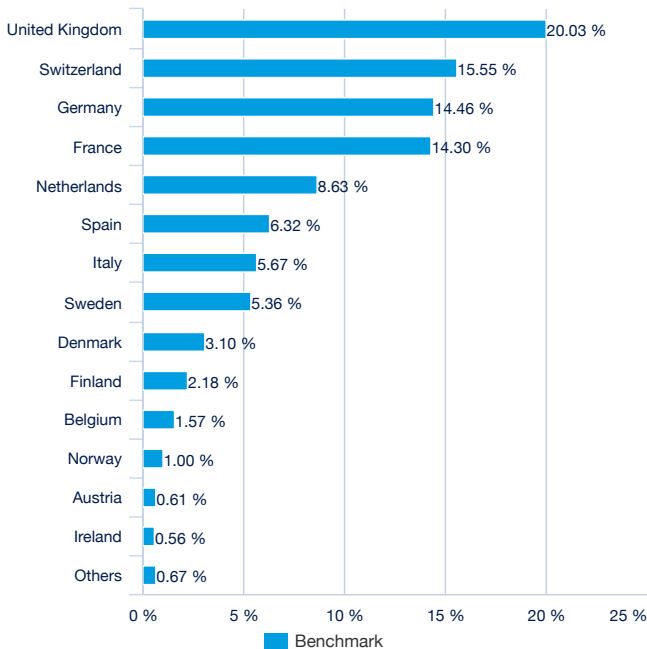
Description of the Index

The STOXX Europe 600 ESG+ Index tracks the performance of the STOXX Europe 600 after a set of compliance, involvement and ESG performance screens are applied. Companies that are non-compliant based on the ISS-ESG Norms Based Screening assessment or are involved in Controversial Weapons are not eligible for selection. Additional exclusion filters are applied, screening companies for involvement in Tobacco, Thermal Coal, Unconventional Oil & Gas, Civilian Firearms, and Military Contracting. The remaining securities are ranked in descending order of their ESG scores within each of the 11 ICB Industry groups. The STOXX Europe 600 ESG+ Index select the top-ranking securities in each of the ICB Industries until the number of selected securities reaches 80% of the number of securities in the underlying index.

Information (Source: Amundi)

Asset class : **Equity**  
Exposure : **Europe**  
Benchmark index currency : **EUR**  
Holdings : **478**

Geographical breakdown (for illustrative purposes only - Source: Amundi)

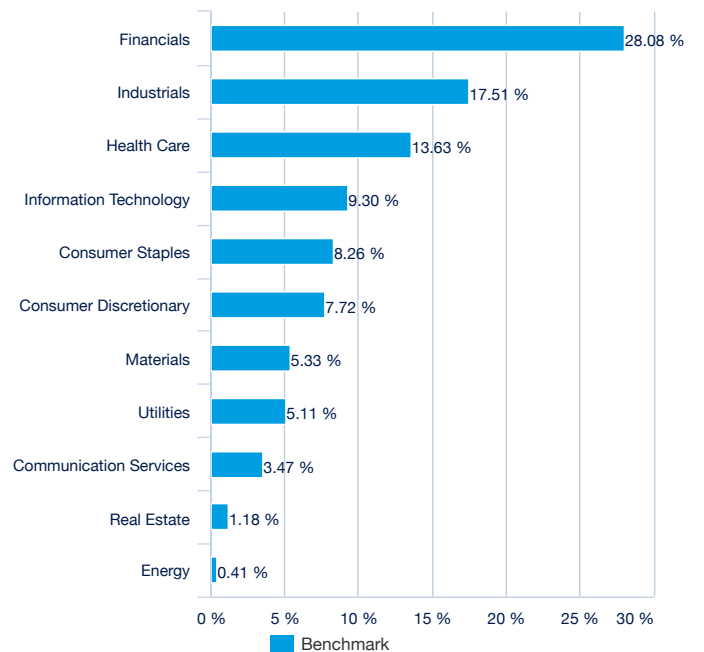


Top 10 benchmark holdings (source : Amundi)

| Company                   | % of assets (Index) |
|---------------------------|---------------------|
| ASML HOLDING NV           | 4.42%               |
| HSBC HOLDING PLC GBP      | 2.52%               |
| ASTRAZENECA GBP           | 2.34%               |
| ROCHE HLDG AG-GENUSS CHF  | 2.30%               |
| NOVARTIS AG-REG           | 2.23%               |
| NESTLE SA-REG             | 2.11%               |
| SIEMENS AG-REG            | 1.77%               |
| SCHNEIDER ELECT SE        | 1.50%               |
| BANCO SANTANDER SA MADRID | 1.47%               |
| SAP SE / XETRA            | 1.42%               |
| <b>Total</b>              | <b>22.07%</b>       |

For illustrative purposes only and not a recommendation to buy or sell securities.

Benchmark Sector breakdown (for illustrative purposes only - Source : Amundi)



## EQUITY ■

## Principal characteristics (Source : Amundi)

|   |                                |
|---|--------------------------------|
| Fund structure  | SICAV under Luxembourg law     |
| UCITS compliant   | UCITS                          |
| Management Company  | Amundi Luxembourg SA           |
| Administrator   | CACEIS Bank, Luxembourg Branch |
| Custodian   | CACEIS Bank, Luxembourg Branch |
| Independent auditor   | DELOITTE AUDIT                 |
| Share-class inception date                                  | 18/04/2018                     |
| Date of the first NAV                                       | 22/09/2009                     |
| Share-class reference currency                              | EUR                            |
| Classification  | -                              |
| Type of shares  | Accumulation                   |
| ISIN code   | LU1681040223                   |
| Minimum investment to the secondary market                  | 1 Share(s)                     |
| Frequency of NAV calculation                                | Daily                          |
| Management fees and other administrative or operating costs | 0.18%                          |
| Minimum recommended investment period                       | 5 years                        |
| Fiscal year end   | September                      |
| Primary Market Maker  | BNP Paribas                    |

## Listing data (source : Amundi)

| Place                   | CCY | Bloomberg Ticker | Bloomberg iNAV | Reuters RIC | Reuters iNAV |
|-------------------------|-----|------------------|----------------|-------------|--------------|
| Six Swiss Exchange      | EUR | C6E SW           | INC6E          | C6E.S       | INC6E=BNPP   |
| Deutsche Boerse (Xetra) | EUR | AME6 GY          | INC6E          | AME6.DE     | INC6E=BNPP   |
| Euronext Paris          | EUR | C6E FP           | INC6E          | C6E.PA      | INC6E=BNPP   |

## Contact

## ETF Sales contact

|                         |                       |
|-------------------------|-----------------------|
| France & Luxembourg     | +33 (0)1 76 32 65 76  |
| Germany & Austria       | +49 (0) 800 111 1928  |
| Italy                   | +39 02 0065 2965      |
| Switzerland (German)    | +41 44 588 99 36      |
| Switzerland (French)    | +41 22 316 01 51      |
| United Kingdom          | +44 (0) 20 7 074 9598 |
| United Kingdom (Instit) | +44 (0) 800 260 5644  |
| Netherlands             | +31 20 794 04 79      |
| Nordic countries        | +46 8 5348 2271       |
| Hong Kong               | +65 64 39 93 50       |
| Spain                   | +34 914 36 72 45      |

## ETF Capital Markets contact

|                   |   |
|-------------------|---|
| Téléphone         | +33 (0)1 76 32 19 93  |
| Bloomberg IB Chat | Capital Markets Amundi ETF<br>Capital Markets Amundi HK ETF |

## ETF Market Makers contact

|                  |                      |
|------------------|----------------------|
| BNP Paribas      | +33 (0)1 40 14 60 01 |
| Kepler Cheuvreux | +33 (0)1 53 65 35 25 |

## Amundi contact

**Amundi ETF**  
90 bd Pasteur  
CS 21564  
75 730 Paris Cedex 15 - France  
**Hotline :** +33 (0)1 76 32 47 74  
info-etf@amundi.com

## Index Providers

STOXX and its licensors (the "Licensors") have no relationship to the Amundi Asset Management, other than the licensing of the Index and the related trademarks for use in connection with the Subfund. STOXX and its Licensors do not : Sponsor, endorse, sell or promote the Subfund. Recommend that any person invest in the Subfund or any other securities. Have any responsibility or liability for or make any decisions about the timing, amount or pricing of Subfund. Have any responsibility or liability for the administration, management or marketing of the Subfund. Consider the needs of the Subfund or the owners of the Subfund in determining, composing or calculating the Index or have any obligation to do so. STOXX and its Licensors will not have any liability in connection with the Subfund. Specifically, STOXX and its Licensors do not make any warranty, express or implied and disclaim any and all warranty about : The results to be obtained by the Subfund, the owner of the Subfund or any other person in connection with the use of the Index and the data included in the Index ; The accuracy or completeness of the Index and its data; The merchantability and the fitness for a particular purpose or use of the Index and its data; STOXX and its Licensors will have no liability for any errors, omissions or interruptions in the Index or its data; Under no circumstances will STOXX or its Licensors be liable for any lost profits or indirect, punitive, special or consequential damages or losses, even if STOXX or its Licensors knows that they might occur. The licensing agreement between the Asset Manager and STOXX is solely for their benefit and not for the benefit of the owners of the Subfund or any other third parties.

## Important information

The Sub-Fund has been authorised for distribution to non-qualified investors in or from Switzerland by FINMA. Representative : CACEIS Bank, Paris, Branch of Nyon/Swiss, 35 route de Signy, 1260 Nyon, Switzerland (in the past "CACEIS Bank Luxembourg, Luxembourg, Branch of Nyon", Switzerland. Paying agent: CA Indosuez (Suisse) S.A., 4 quai General Guisan, 1204 Geneva. Subscriptions in the Sub-Funds will only be accepted on the basis of the SICAV's latest prospectus and Key Investor Information Document (KIID), its latest annual and semi-annual reports and its articles of incorporation that may be obtained, free of charge, at the registered office of the Swiss Representative. Past performance is not a guarantee or a reliable indicator for current or future performance and returns. The performance data do not take account of the commissions and costs incurred on the issue and redemption of units. The date of the data in this document is that indicated at the top of the document, unless otherwise stated.

This document is designed exclusively for institutional, professional, qualified or sophisticated investors and distributors. It is not meant for the general public or private clients of any jurisdiction or those qualified as 'US Persons'. Approved investors in regard to the European Union are those which are defined as "Professional" investors in Directive 2004/39/EC of 21 April 2004 "MiFID" or, as the case may be, as defined under each local legislation and, insofar as the offer in Switzerland is concerned, "qualified investors" as set forth in the federal Law on Collective Investments (LPCC), the Ordinance on collective investments of 22 November 2006 (OPCC) and the FINMA 08/8 Circular regarding the legislation on collective investments of 20 November 2008. This document shall not, under any circumstance, be sent within the European Union to non "Professional" investors as defined by the MFI or under each local legislation, or in Switzerland to those investors which are not defined as "qualified investors" in the applicable law and regulations.