

Amundi US Treasury Bond 7-10Y UCITS ETF EUR Hedged Acc

FACTSHEET

Marketing
Communication

30/04/2026

BOND

Key Information (Source: Amundi)

Net Asset Value (NAV) : **42.87 (EUR)**
 NAV and AUM as of : **30/04/2026**
 Assets Under Management (AUM) :
1,419.64 (million EUR)
 ISIN code : **LU1407888137**
 Replication type : **Physical**
 Benchmark :
**100% BLOOMBERG BARCLAYS GLOBAL
 AGGREGATE US TREASURIES 7-10 Y**
 Date of the first NAV : **02/06/2023**
 First NAV : **42.01 (EUR)**

Objective and Investment Policy

The investment objective of Amundi US Treasury Bond 7-10Y UCITS ETF is to reflect the performance of the Bloomberg Barclays US Treasury 7-10 Year Index (hereinafter the "Benchmark Index") denominated in USD and representative of United States "Treasury bonds" with remaining maturities between 7 and up to (but not including) 10 years - while minimising the volatility of the difference between the return of the Sub-Fund and the return of the Benchmark Index (the "Tracking Error"). For monthly hedged share classes mentioned in APPENDIX C - SUMMARY OF SHARES AND FEES, the Sub-Fund will also use a monthly currency-hedge strategy, in order to minimize the impact of the evolution of each respective share class currency against currencies of each Index component. The anticipated level of the tracking error under normal market conditions is expected to be up to 0.10%.

Amundi ETFs are efficient investment vehicles listed on exchange that offer transparent, liquid and low-cost exposure to the underlying benchmarkindex.

Risk Indicator (Source : Fund Admin)



Lower Risk

Higher Risk

The SRI represents the risk and return profile as presented in the Key Information Document (KID). The lowest category does not imply that there is no risk. The SRI is not guaranteed and may change over time. The risk indicator assumes you keep the product for 3 years. The summary risk indicator is a guide to the level of risk of this product compared to other products. It shows how likely it is that the product will lose money because of movement in the markets or because we are not able to pay you.

« Technical net asset values may be calculated and published for any calendar day (excluding Saturdays and Sundays) that is neither a business day nor a transaction day. These technical net asset values are merely indicative and will not be the basis for purchasing, switching, redeeming and/or transferring shares. »

Returns (Source: Fund Admin) - Past performance does not predict future returns

Performances from 02/06/2023 to 30/04/2026 (Source : Fund Admin)



Cumulative returns* (Source: Fund Admin)

	YTD	1 month	3 months	1 year	3 years	5 years	10 years
Since	31/12/2025	31/03/2026	30/01/2026	30/04/2025	-	-	-
Portfolio	-1.01%	-0.24%	-0.47%	0.57%	-	-	-
Benchmark	-2.61%	-1.88%	-2.08%	-0.99%	-	-	-
Spread	1.60%	1.65%	1.61%	1.57%	-	-	-

Calendar year performance* (Source: Fund Admin)

	2025	2024	2023	2022	2021
Portfolio	5.91%	-2.57%	-	-	-
Benchmark	6.04%	-2.49%	-	-	-
Spread	-0.12%	-0.08%	-	-	-

* Source : Amundi. The above cover complete periods of 12 months for each calendar year. **Past performance is no predictor of current and future results and does not guarantee future yield**. Any losses or gains do not take into consideration any costs, commissions and fees incurred by the investor in the issue and buyout of the shares (e.g. taxes, brokerage fees or other commissions deducted by the financial intermediary). If performance is calculated in a currency other than the euro, any losses or gains generated can thereby be affected by exchange rate fluctuations (both upward and downward). The discrepancy accounts for the performance difference between the portfolio and the index.

Risk indicators (Source: Fund Admin)

	1 year	3 years	Inception to date *
Portfolio volatility	4.24%	-	6.67%
Benchmark volatility	4.44%	-	6.72%
Ex-post Tracking Error	1.89%	-	1.11%
Sharpe ratio	0.00	-	-0.32

* Volatility is a statistical indicator that measures an asset's variations around its average value. For example, market variations of +/- 1.5% per day correspond to a volatility of 25% per year. The higher the volatility, the higher the risk. The Tracking Error indicator measures the performance's difference between the fund and the benchmark

BOND

Description of the Index

The index is representative of the performance of US Treasury bonds with maturities of at least 7 years and no more than 10 years, with a minimum outstanding amount of USD 300m.

Portfolio Data (Source: Amundi)

Information (Source: Amundi)

Asset class : **Bond**
Exposure : **USA**

Holdings : 13

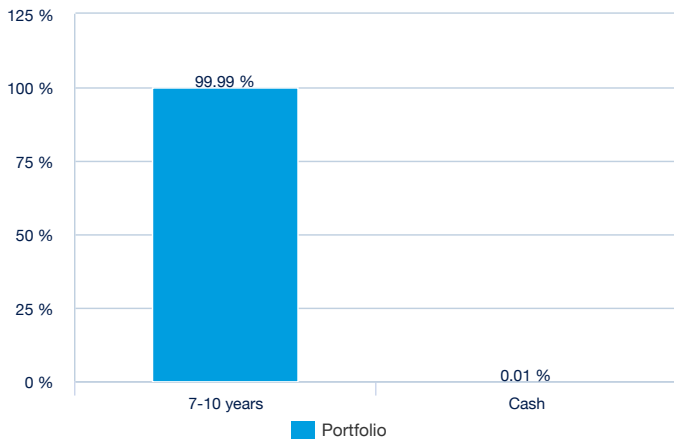
Portfolio Indicators (Source: Fund Admin)

	Portfolio
Modified duration ¹	6.95
Average rating ²	AA+
Yield To Maturity	4.33%

¹ Modified duration (in points) estimates a bond portfolio's percentage price change for 1% change in yield
² Based on cash bonds and CDS but excludes other types of derivatives

Portfolio Breakdown (Source: Amundi)

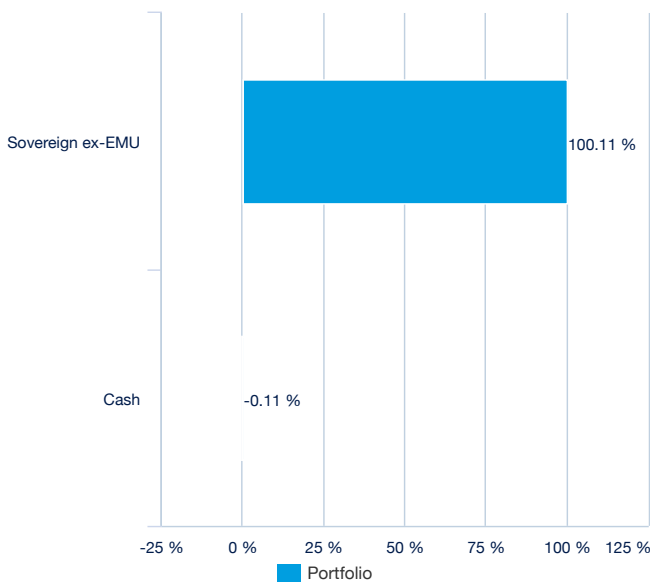
By maturity (Source: Amundi)



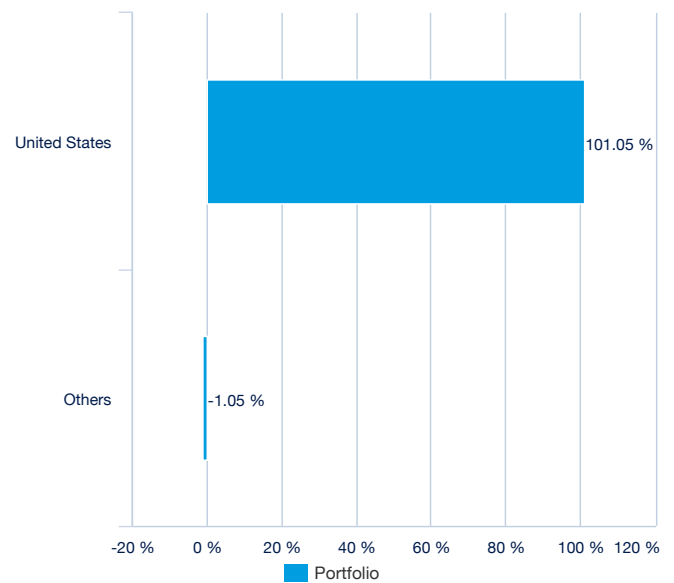
By rating (source : Amundi)



By issuer (Source: Amundi)



By country (source : Amundi)



BOND

Principal characteristics (Source : Amundi)

Fund structure	SICAV under Luxembourg law
UCITS compliant	UCITS
Management Company	Amundi Luxembourg SA
Administrator	SOCIETE GENERALE LUXEMBOURG
Custodian	SOCIETE GENERALE LUXEMBOURG
Independent auditor	DELOITTE AUDIT
Share-class inception date	02/06/2023
Date of the first NAV	02/06/2023
Share-class reference currency	EUR
Classification	Not applicable
Type of shares	Accumulation
ISIN code	LU1407888137
Minimum investment to the secondary market	1 Share(s)
Frequency of NAV calculation	Daily
Management fees and other administrative or operating costs	0.06%
Minimum recommended investment period	3 years
Fiscal year end	September
Primary Market Maker	SOCIETE GENERALE / LANG & SCHWARZ

Listing data (source : Amundi)

Place	CCY	Bloomberg Ticker	Bloomberg iNAV	Reuters RIC	Reuters iNAV
Deutsche Boerse (Xetra)	EUR	7USH GY	I7USH	7USHG.DE	I7USHEURINAV=SOLA

Contact

ETF Sales contact

France & Luxembourg	+33 (0)1 76 32 65 76
Germany & Austria	+49 (0) 800 111 1928
Italy	+39 02 0065 2965
Switzerland (German)	+41 44 588 99 36
Switzerland (French)	+41 22 316 01 51
United Kingdom	+44 (0) 20 7 074 9598
United Kingdom (Instit)	+44 (0) 800 260 5644
Netherlands	+31 20 794 04 79
Nordic countries	+46 8 5348 2271
Hong Kong	+65 64 39 93 50
Spain	+34 914 36 72 45

ETF Market Makers contact

SG CIB	+33 (0)1 42 13 38 63
BNP Paribas	+44 (0) 207 595 1844

Amundi contact

Amundi ETF
90 bd Pasteur
CS 21564
75 730 Paris Cedex 15 - France
Hotline : +33 (0)1 76 32 47 74
info-etf@amundi.com

ETF Capital Markets contact

Téléphone	+33 (0)1 76 32 19 93
Bloomberg IB Chat	Capital Markets Amundi ETF Capital Markets Amundi HK ETF

BOND ■

Index Providers

BLOOMBERG® is a trademark and service mark of Bloomberg Finance L.P. Bloomberg Finance L.P. and its affiliates (collectively, "Bloomberg"), including Bloomberg Index Services Limited, the administrator of the Index ("BISL"), or Bloomberg's licensors own all proprietary rights in the Index. Bloomberg is not the issuer or producer of the Sub-Fund and Bloomberg has no responsibilities, obligations or duties to investors in the Sub-Fund. The Index is licensed for use by the Management Company as the Issuer of the Sub-Fund. The only relationship of Bloomberg with the Issuer in respect of the Index is the licensing of the Index, which is determined, composed and calculated by BISL, or any successor thereto, without regard to the Issuer or the Sub-Fund or the owners of the Sub-Fund. Investors acquire the Sub-Fund from the Management Company and investors neither acquire any interest in the Index nor enter into any relationship of any kind whatsoever with Bloomberg upon making an investment in the Sub-Fund. The Sub-Fund are not sponsored, endorsed, sold or promoted by Bloomberg. Bloomberg makes no representation or warranty, express or implied, regarding the advisability of investing in the Sub-Fund or the advisability of investing in securities generally or the ability of the Index to track corresponding or relative market performance. Bloomberg has not passed on the legality or suitability of the Sub-Fund with respect to any person or entity. Bloomberg is not responsible for or has participated in the determination of the timing of, prices at, or quantities of the Sub-Fund to be issued. Bloomberg has no obligation to take the needs of the Issuer or the owners of the Sub-Fund or any other third party into consideration in determining, composing or calculating the Index. Bloomberg has no obligation or liability in connection with administration, marketing or trading of the Sub-Fund. The licensing agreement between Bloomberg and the Management Company is solely for the benefit of Bloomberg and the Management Company not for the benefit of the owners of the Sub-Fund, investors or other third parties. BLOOMBERG SHALL HAVE NO LIABILITY TO THE ISSUER, INVESTORS OR OTHER THIRD PARTIES FOR THE QUALITY, ACCURACY AND/OR COMPLETENESS OF THE INDEX OR ANY DATA INCLUDED THEREIN OR FOR INTERRUPTIONS IN THE DELIVERY OF THE INDEX. BLOOMBERG MAKES NO WARRANTY, EXPRESS OR IMPLIED, AS TO RESULTS TO BE OBTAINED BY THE ISSUER, THE INVESTORS OR ANY OTHER PERSON OR ENTITY FROM THE USE OF THE INDEX OR ANY DATA INCLUDED THEREIN. BLOOMBERG MAKES NO EXPRESS OR IMPLIED WARRANTIES, AND HEREBY EXPRESSLY DISCLAIMS ALL WARRANTIES OF MERCHANTABILITY OR FITNESS FOR A PARTICULAR PURPOSE OR USE WITH RESPECT TO THE INDEX OR ANY DATA INCLUDED THEREIN. BLOOMBERG RESERVES THE RIGHT TO CHANGE THE METHODS OF CALCULATION OR PUBLICATION, OR TO CEASE THE CALCULATION OR PUBLICATION OF THE INDEX, AND BLOOMBERG SHALL NOT BE LIABLE FOR ANY MISCALCULATION OF OR ANY INCORRECT, DELAYED OR INTERRUPTED PUBLICATION WITH RESPECT TO ANY OF THE INDEX. BLOOMBERG SHALL NOT BE LIABLE FOR ANY DAMAGES, INCLUDING, WITHOUT LIMITATION, ANY SPECIAL, INDIRECT OR CONSEQUENTIAL DAMAGES, OR ANY LOST PROFITS, EVEN IF ADVISED OF THE POSSIBILITY OF SUCH, RESULTING FROM THE USE OF THE INDEX OR ANY DATA INCLUDED THEREIN OR WITH RESPECT TO THE SUB-FUND.

Important information

The Fund presents an unmeasurable risk of capital loss. Past performance in no way serves as either an indication of future results or a guarantee of future returns. For further information about the risks and before making any investment, refer to the Key Investor Information Document (KIID) and the prospectus for each fund, available in French on request or on the website: amundiETF.fr The information contained in this document has been obtained from sources believed to be reliable. Amundi cannot, however, ensure that the information is accurate and reserves the right to amend the analyses presented above at any time. This document is of a non-contractual nature and in no way constitutes a recommendation, solicitation of an offer or an offer regarding a purchase, sale or exchange relating to the Fund described herein, and must under no circumstances be interpreted as such. The transparency policy and information on the composition of the funds' assets are available at amundiETF.com. The indicative net asset value is published by the stock markets. Fund units purchased on the secondary market cannot generally be resold directly to the Fund. Investors must buy and sell units on a secondary market with the assistance of an intermediary (e.g. a broker) and may, in this case, have to pay charges. In addition, it is possible that investors may pay more than the current net asset value when they buy units and receive less than the current net asset value when they sell. Complete list of brokers and marketmakers available at : amundiETF.com Financial intermediary fees apply. Amundi Suisse SA has been authorized in Switzerland as distributor of collective investment schemes. Amundi Suisse SA is distributing in Switzerland and from Switzerland the collective investment schemes managed by Amundi S.A. and /or Amundi Luxembourg. In this respect, Amundi Suisse SA informs investors that it collects, from Amundi S.A. and/ or Amundi Luxembourg, a compensation under article 34 al. 2bis in the Ordinance on collective investment schemes (Ordonnance sur les placements collectifs de capitaux, OPCC). This compensation can constitute a part of the management fees stated in the prospectus. Additional information regarding the existence, nature and calculation method for the compensation received by Amundi Suisse SA within the frame of its distribution activity in Switzerland or from Switzerland may be provided upon written request to Amundi Suisse SA 6-8 rue de Candolle 1205 Genève Suisse. This document is designed exclusively for qualified investors as set forth in the federal Law on Collective Investments (LPCC) and its implementing Ordinance. The Sub-Fund is not approved for distribution to non-qualified investors by the Swiss Financial Market Supervisory Authority ("FINMA"). The Key Investor Information Document (KIID), prospectus, regulations and annual/semi-annual reports may be obtained, free of charge, at the registered Suisse office, CACEIS (Switzerland) S.A., route de Signy 35, 1260 Nyon. In connection with the distribution in Switzerland, the place of execution and competent court are at the registered office of the representative CREDIT AGRICOLE (SUISSE) SA, 4 Quai Général-Guisan, 1204 Genève, acting as payment service for the Funds in Switzerland. Only for SFDR 8 and SFDR 9 products Please note that this passively managed fund replicates an underlying index which methodology aims at providing a broad market exposure without considering ESG factors or exclusions. Therefore, you might be exposed to securities that might be involved in serious controversies, acute sustainability risks or material negative impact on sustainability factors. Please refer to the legal documentation and index methodology for full details. Should you want to consider an ESG alternative, you will find a wide range of options within our responsible investing range.