

AMUNDI NASDAQ-100 UCITS ETF - EUR

EQUITY ■

FACTSHEET

Marketing
Communication

31/03/2024

Key Information (Source: Amundi)

Net Asset Value (NAV) : **191.79 (EUR)**
NAV and AUM as of : **28/03/2024**
Assets Under Management (AUM) :
2,023.79 (million EUR)
ISIN code : **LU1681038243**
Replication type : **Synthetical**
Benchmark : **NASDAQ-100**

Objective and Investment Policy

This ETF seeks to replicate as closely as possible the performance of the NASDAQ-100 index whether the trend is rising or falling.

Risk Indicator (Source : Fund Admin)



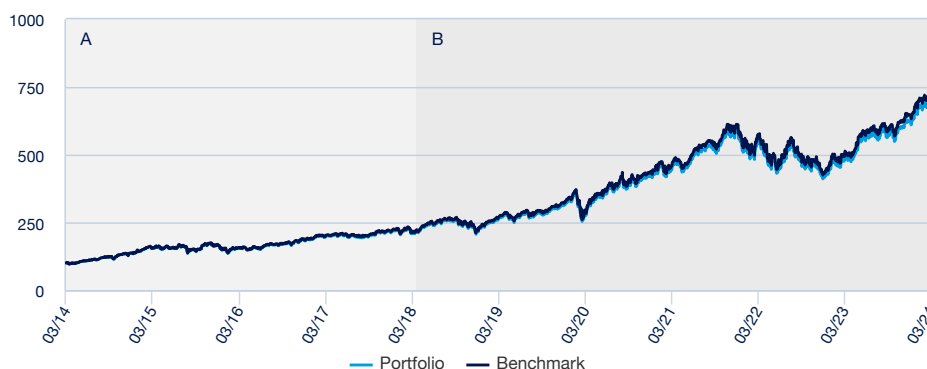
Lower Risk

Higher Risk

The risk indicator assumes you keep the product for 5 years.
The summary risk indicator is a guide to the level of risk of this product compared to other products. It shows how likely it is that the product will lose money because of movement in the markets or because we are not able to pay you.

Returns (Source: Fund Admin) - Past performance does not predict future returns

Performances from 28/03/2014 to 28/03/2024 (Source : Fund Admin)



A : Sur la base des performances réalisées depuis la date de lancement du Fonds français « AMUNDI ETF NASDAQ-100 UCITS ETF » géré par Amundi Asset Management et absorbé par « AMUNDI NASDAQ-100 » le 18.04.2018.
B : Performance of the Sub-Fund since the date of its launch

Risk indicators (Source: Fund Admin)

	1 year	3 years	Inception to date *
Portfolio volatility	14.94%	19.79%	19.12%
Benchmark volatility	14.94%	19.80%	19.12%
Ex-post Tracking Error	0.00%	0.02%	0.12%
Sharpe ratio	2.45	0.69	1.02

* Volatility is a statistical indicator that measures an asset's variations around its average value. For example, market variations of +/- 1.5% per day correspond to a volatility of 25% per year.
The Tracking Error indicator measures the performance's difference between the fund and the benchmark

Cumulative returns* (Source: Fund Admin)

	YTD	1 month	3 months	1 year	3 years	5 years	Since
Since	29/12/2023	29/02/2024	29/12/2023	31/03/2023	31/03/2021	29/03/2019	08/06/2010
Portfolio	11.13%	1.41%	11.13%	40.12%	54.41%	164.84%	1,130.19%
Benchmark	11.20%	1.43%	11.20%	40.48%	55.50%	168.52%	1,201.43%
Spread	-0.07%	-0.02%	-0.07%	-0.36%	-1.10%	-3.69%	-71.24%

Calendar year performance* (Source: Fund Admin)

	2023	2022	2021	2020	2019	2018	2017	2016	2015	2014
Portfolio	49.50%	-28.11%	36.88%	36.17%	41.40%	4.65%	16.45%	9.94%	21.54%	35.28%
Benchmark	49.88%	-27.95%	37.19%	36.58%	42.02%	5.08%	16.82%	10.48%	22.25%	35.97%
Spread	-0.38%	-0.16%	-0.31%	-0.41%	-0.62%	-0.43%	-0.37%	-0.55%	-0.71%	-0.70%

* Source : Amundi. The above cover complete periods of 12 months for each calendar year. **Past performance is no predictor of current and future results and does not guarantee future yield**. Any losses or gains do not take into consideration any costs, commissions and fees incurred by the investor in the issue and buyout of the shares (e.g. taxes, brokerage fees or other commissions deducted by the financial intermediary). If performance is calculated in a currency other than the euro, any losses or gains generated can thereby be affected by exchange rate fluctuations (both upward and downward). The discrepancy accounts for the performance difference between the portfolio and the index.

Meet the Team

**Lionel Brafman**

Head of the Index & Multistrategies team

**Zhicong Mou**

Portfolio Manager - Index & Multistrategies

**Pierre Maigniez**

Co-Portfolio Manager

Index Data (Source : Amundi)

Description of the Index

NASDAQ-100 Index is an equity index representative of securities issued by non-financial companies listed on the NASDAQ stock exchange, an American market which specifically includes American and non-American stocks.

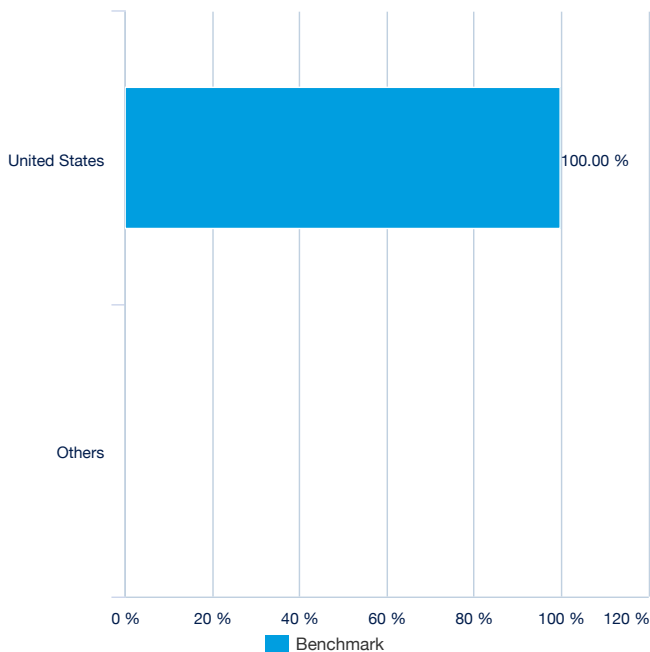
Information (Source: Amundi)

Asset class : **Equity**Exposure : **North America**Benchmark index currency : **USD**Holdings : **101**

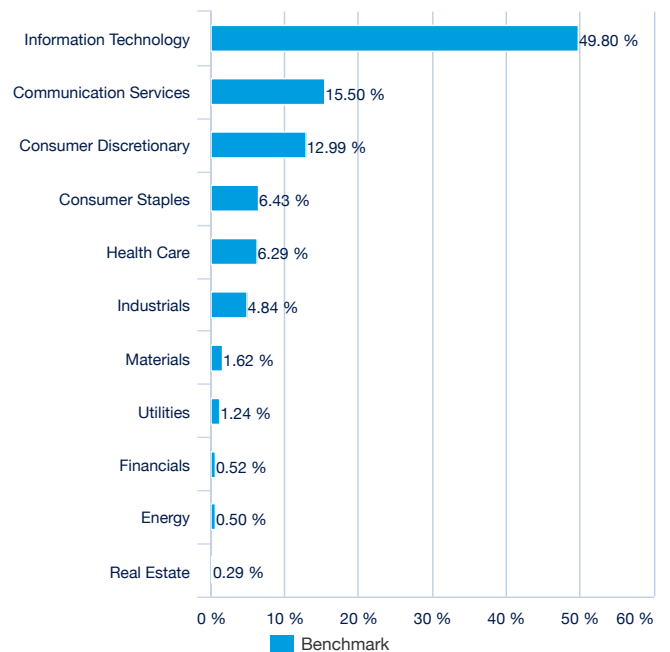
Top 10 benchmark holdings (source : Amundi)

	% of assets (Index)
MICROSOFT CORP	8.75%
APPLE INC	7.41%
NVIDIA CORP	6.32%
AMAZON.COM INC	5.25%
META PLATFORMS INC-CLASS A	4.76%
BROADCOM INC	4.44%
ALPHABET INC CL A	2.49%
ALPHABET INC CL C	2.42%
TESLA INC	2.37%
COSTCO WHOLESALE CORP	2.35%
Total	46.57%

Geographical breakdown (Source: Amundi)



Benchmark Sector breakdown (source : Amundi)



**Principal characteristics (Source : Amundi)**

Fund structure	SICAV under Luxembourg law
UCITS compliant	UCITS
Management Company	Amundi Luxembourg SA
Administrator	CACEIS Bank, Luxembourg Branch
Custodian	CACEIS Bank, Luxembourg Branch
Independent auditor	PRICEWATERHOUSECOOPERS LUXEMBOURG
Share-class inception date	18/04/2018
Date of the first NAV	08/06/2010
Share-class reference currency	EUR
Classification	-
Type of shares	Accumulation
ISIN code	LU1681038243
Minimum investment to the secondary market	1 Share(s)
Frequency of NAV calculation	Daily
Ongoing charges	0.23% (realized) - 08/02/2023
Minimum recommended investment period	5 years
Fiscal year end	December
Primary Market Maker	BNP Paribas

Listing data (source : Amundi)

Place	Hours	CCY	Mnemo	Bloomberg Ticker	Bloomberg iNAV	Reuters RIC	Reuters iNAV
Borsa Italiana	9:00 - 17:30	EUR	ANX	ANX IM	INANXINAV.MI	ANX.MI	.INANX
Deutsche Börse	9:00 - 17:30	EUR	6AQQ	6AQQ GY	INANX	6AQQ.DE	INANXINAV.PA
Nyse Euronext Paris	9:05 - 17:35	EUR	ANX	ANX FP	INANXINAV.PA	ANX.PA	.INANX

Contact**ETF Sales contact**

France & Luxembourg	+33 (0)1 76 32 65 76
Germany & Austria	+49 (0) 800 111 1928
Italy	+39 02 0065 2965
Switzerland (German)	+41 44 588 99 36
Switzerland (French)	+41 22 316 01 51
UNITED KINGDOM (Retail)	+44 (0) 20 7 074 9598
UNITED KINGDOM (Instit)	+44 (0) 800 260 5644
Netherlands	+31 20 794 04 79
Nordic countries	+46 8 5348 2271
Hong Kong	+65 64 39 93 50
Spain	+34 914 36 72 45

ETF Capital Markets contact

Téléphone	+33 (0)1 76 32 19 93
Bloomberg IB Chat	Capital Markets Amundi ETF Capital Markets Amundi HK ETF

ETF Market Makers contact

BNP Paribas	+33 (0)1 40 14 60 01
Kepler Cheuvreux	+33 (0)1 53 65 35 25

Amundi contact

Amundi ETF
90 bd Pasteur
CS 21564
75 730 Paris Cedex 15 - France
Hotline : +33 (0)1 76 32 47 74
info@amundietf.com

Index Providers

The Product(s) is not sponsored, endorsed, sold or promoted by The NASDAQ OMX Group, Inc. or its affiliates (NASDAQ OMX, with its affiliates, are referred to as the "Corporations"). The Corporations have not passed on the legality or suitability of, or the accuracy or adequacy of descriptions and disclosures relating to, the Product(s). The Corporations make no representation or warranty, express or implied to the owners of the Product(s) or any member of the public regarding the advisability of investing in securities generally or in the Product(s) particularly, or the ability of the Nasdaq-100 Index® to track general stock market performance. The Corporations' only relationship to Amundi Investment Solutions ("Amundi Asset Management") is in the licensing of the NASDAQ®, OMX®, NASDAQ OMX®, Nasdaq-100®, and Nasdaq-100 Index® registered trademarks, and certain trade names of the Corporations and the use of the Nasdaq-100 Index® which is determined, composed and calculated by NASDAQ OMX without regard to Amundi Asset Management or the Product(s). NASDAQ OMX has no obligation to take the needs of the Amundi Asset Management or the owners of the Product(s) into consideration in determining, composing or calculating the Nasdaq-100 Index®. The Corporations are not responsible for and have not participated in the determination of the timing of, prices at, or quantities of the Product(s) to be issued or in the determination or calculation of the equation by which the Product(s) is to be converted into cash. The Corporations have no liability in connection with the administration, marketing or trading of the Product(s).

THE CORPORATIONS DO NOT GUARANTEE THE ACCURACY AND/OR UNINTERRUPTED CALCULATION OF THE NASDAQ-100 INDEX® OR ANY DATA INCLUDED THEREIN. THE CORPORATIONS MAKE NO WARRANTY, EXPRESS OR IMPLIED, AS TO RESULTS TO BE OBTAINED BY AMUNDI ASSET MANAGEMENT, OWNERS OF THE PRODUCT(S), OR ANY OTHER PERSON OR ENTITY FROM THE USE OF THE NASDAQ-100 INDEX® OR ANY DATA INCLUDED THEREIN. THE CORPORATIONS MAKE NO EXPRESS OR IMPLIED WARRANTIES, AND EXPRESSLY DISCLAIM ALL WARRANTIES OF MERCHANTABILITY OR FITNESS FOR A PARTICULAR PURPOSE OR USE WITH RESPECT TO THE NASDAQ-100 INDEX® OR ANY DATA INCLUDED THEREIN. WITHOUT LIMITING ANY OF THE FOREGOING, IN NO EVENT SHALL THE CORPORATIONS HAVE ANY LIABILITY FOR ANY LOST PROFITS OR SPECIAL, INCIDENTAL, PUNITIVE, INDIRECT, OR CONSEQUENTIAL DAMAGES, EVEN IF NOTIFIED OF THE POSSIBILITY OF SUCH DAMAGES.

Important information

The information in this document is intended solely for institutional investors, professional, qualified or specialised investors and financial intermediaries. It is not intended for distribution to the general public, retail customers and private clients of any jurisdiction or those qualified as 'US Persons'. Moreover, all recipients in the European Union must qualify as "Professional" investors as defined by Directive 2004/39/EC of 21 April 2004 on Markets in Financial Instruments ("MiFID") or by each local legislation and in the case of Switzerland as a "Qualified Investor" within the meaning of the Swiss federal law on collective investments. This document shall not, under any circumstance, be sent within the European Union to non "Professional" investors as defined by the MiFID or, in Switzerland, to those investors which are not defined as "qualified investors" in the applicable law and regulations. Representative: CACEIS Bank, Paris, Nyon Branch / Switzerland, 35 route de Signy, 1260 Nyon, Switzerland (formerly "CACEIS Bank Luxembourg, Luxembourg, Nyon Branch", Switzerland. Paying agent: CA Indosuez (Suisse) S.A., 4 quai General Guisan, 1204 Geneva.

This document is designed exclusively for institutional, professional, qualified or sophisticated investors and distributors. It is not meant for the general public or private clients of any jurisdiction or those qualified as 'US Persons'. Approved investors in regard to the European Union are those which are defined as "Professional" investors in Directive 2004/39/EC of 21 April 2004 "MiFID" or, as the case may be, as defined under each local legislation and, insofar as the offer in Switzerland is concerned, "qualified investors" as set forth in the federal Law on Collective Investments (LPCC), the Ordinance on collective investments of 22 November 2006 (OPCC) and the FINMA 08/8 Circular regarding the legislation on collective investments of 20 November 2008. This document shall not, under any circumstance, be sent within the European Union to non "Professional" investors as defined by the MFI or under each local legislation, or in Switzerland to those investors which are not defined as "qualified investors" in the applicable law and regulations.