

# Amundi Core Global Aggregate Bond UCITS ETF GBP Hedged Dist

FACTSHEET

Marketing  
Communication

30/04/2026

BOND

## Key Information (Source: Amundi)

Net Asset Value (NAV) : **44.59 ( GBP )**  
 NAV and AUM as of : **30/04/2026**  
 Assets Under Management (AUM) :  
**2,887.40 ( million GBP )**  
 ISIN code : **LU2355200523**  
 Replication type : **Physical**  
 Benchmark :  
**100% BLOOMBERG GLOBAL AGGREGATE GBP  
 HEDGED INDEX**

## Objective and Investment Policy

The objective of this Sub-Fund is to track the performance of Bloomberg Global Aggregate Index, and to minimize the tracking error between the net asset value of the Sub-Fund and the performance of the Index.

## Risk Indicator (Source : Fund Admin)



Lower Risk

Higher Risk

The SRI represents the risk and return profile as presented in the Key Information Document (KID). The lowest category does not imply that there is no risk. The SRI is not guaranteed and may change over time. The risk indicator assumes you keep the product for 4 years. The summary risk indicator is a guide to the level of risk of this product compared to other products. It shows how likely it is that the product will lose money because of movement in the markets or because we are not able to pay you.

## Returns (Source: Fund Admin) - Past performance does not predict future returns

### Performances from 13/07/2021 to 30/04/2026 (Source : Fund Admin)



A : Since this date, the reference index of the sub fund is Bloomberg Global Aggregate

### Cumulative returns\* (Source: Fund Admin)

| Since            | YTD<br>31/12/2025 | 1 month<br>31/03/2026 | 3 months<br>30/01/2026 | 1 year<br>30/04/2025 | 3 years<br>28/04/2023 | 5 years<br>- | Since<br>13/07/2021 |
|------------------|-------------------|-----------------------|------------------------|----------------------|-----------------------|--------------|---------------------|
| <b>Portfolio</b> | 0.16%             | 0.32%                 | -0.11%                 | 2.53%                | 10.27%                | -            | -0.26%              |
| <b>Benchmark</b> | 0.13%             | 0.31%                 | -0.11%                 | 2.65%                | 11.42%                | -            | 0.51%               |
| <b>Spread</b>    | 0.03%             | 0.01%                 | 0.01%                  | -0.12%               | -1.15%                | -            | -0.77%              |

### Calendar year performance\* (Source: Fund Admin)

|                  | 2025   | 2024   | 2023   | 2022    | 2021 |
|------------------|--------|--------|--------|---------|------|
| <b>Portfolio</b> | 4.55%  | 2.53%  | 5.78%  | -11.80% | -    |
| <b>Benchmark</b> | 4.78%  | 3.04%  | 6.18%  | -12.08% | -    |
| <b>Spread</b>    | -0.22% | -0.51% | -0.41% | 0.28%   | -    |

\* Source : Amundi. The above cover complete periods of 12 months for each calendar year. **Past performance is no predictor of current and future results and does not guarantee future yield**. Any losses or gains do not take into consideration any costs, commissions and fees incurred by the investor in the issue and buyout of the shares (e.g. taxes, brokerage fees or other commissions deducted by the financial intermediary). If performance is calculated in a currency other than the euro, any losses or gains generated can thereby be affected by exchange rate fluctuations (both upward and downward). The discrepancy accounts for the performance difference between the portfolio and the index.

### Risk indicators (Source: Fund Admin)

|                               | 1 year | 3 years | Inception to date * |
|-------------------------------|--------|---------|---------------------|
| <b>Portfolio volatility</b>   | 2.49%  | 3.86%   | 4.45%               |
| <b>Benchmark volatility</b>   | 2.51%  | 3.88%   | 4.44%               |
| <b>Ex-post Tracking Error</b> | 0.20%  | 0.27%   | 0.31%               |
| <b>Sharpe ratio</b>           | -0.34  | -0.33   | -0.80               |

\* Volatility is a statistical indicator that measures an asset's variations around its average value. For example, market variations of +/- 1.5% per day correspond to a volatility of 25% per year. The higher the volatility, the higher the risk. The Tracking Error indicator measures the performance's difference between the fund and the benchmark

BOND

Meet the Team



**Stéphanie Pless**  
Head of Fixed Income Index Management



**Olivier Chatelot**  
Lead Portfolio Manager

Portfolio Data (Source: Amundi)

Information (Source: Amundi)

Asset class : **Bond**  
Exposure : **International**  
Benchmark index currency : **USD**  
Holdings : **11295**

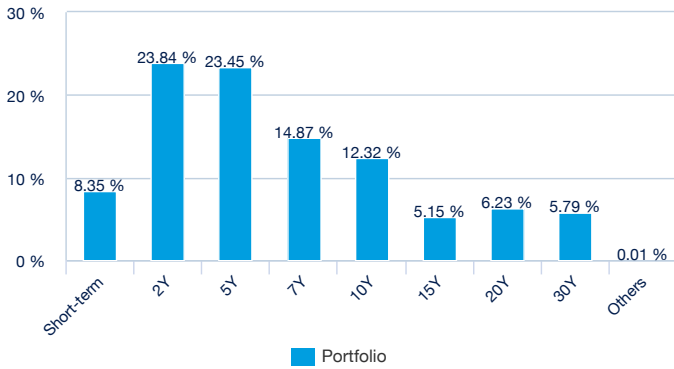
Portfolio Indicators (Source: Fund Admin)

|                                       | Portfolio |
|---------------------------------------|-----------|
| <b>Modified duration <sup>1</sup></b> | 6.10      |
| <b>Average rating <sup>2</sup></b>    | A         |
| <b>Yield To Maturity</b>              | 3.85%     |

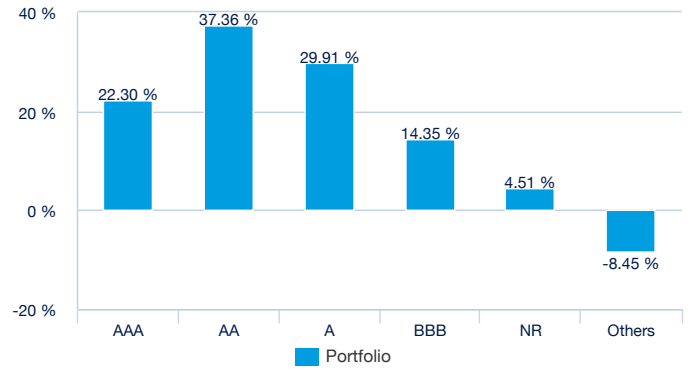
<sup>1</sup> Modified duration (in points) estimates a bond portfolio's percentage price change for 1% change in yield  
<sup>2</sup> Based on cash bonds and CDS but excludes other types of derivatives

Portfolio Breakdown (Source: Amundi)

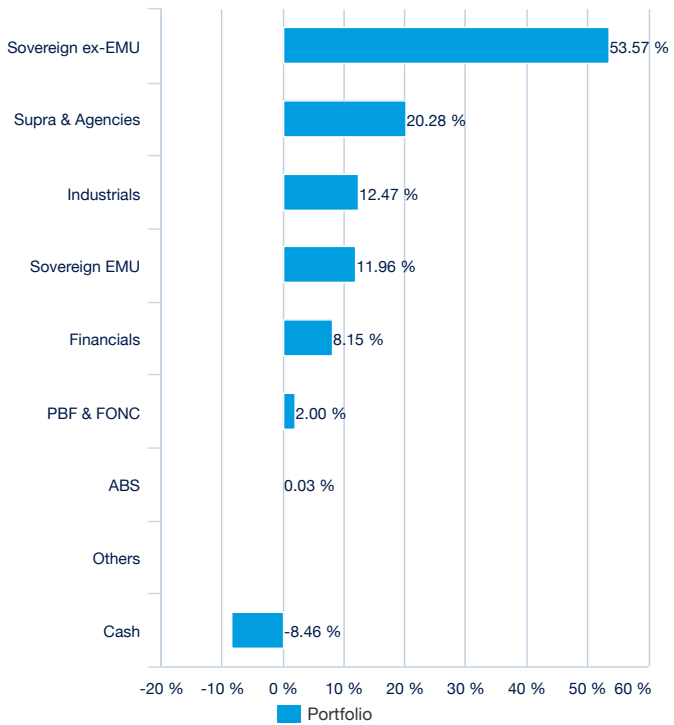
By maturity (Source: Amundi)



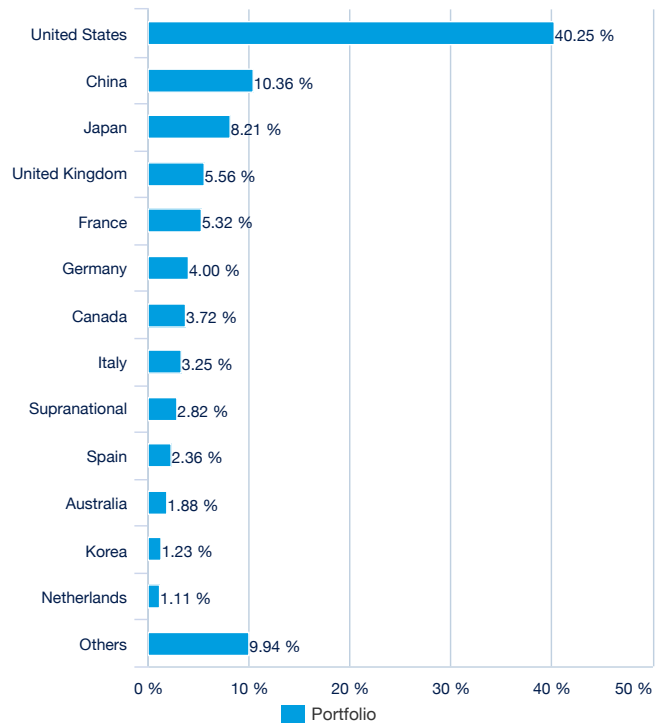
By rating (source : Amundi)



By issuer (Source: Amundi)



By country (source : Amundi)



## BOND ■

## Principal characteristics (Source : Amundi)

|   |                                |
|---|--------------------------------|
| Fund structure  | SICAV under Luxembourg law     |
| UCITS compliant   | UCITS                          |
| Management Company  | Amundi Luxembourg SA           |
| Administrator   | CACEIS Bank, Luxembourg Branch |
| Custodian   | CACEIS Bank, Luxembourg Branch |
| Independent auditor   | DELOITTE AUDIT                 |
| Share-class inception date                                  | 12/07/2021                     |
| Date of the first NAV                                       | 13/07/2021                     |
| Share-class reference currency                              | GBP                            |
| Classification  | Not applicable                 |
| Type of shares  | Distribution                   |
| ISIN code   | LU2355200523                   |
| Minimum investment to the secondary market                  | 1 Share(s)                     |
| Frequency of NAV calculation                                | Daily                          |
| Management fees and other administrative or operating costs | 0.08%                          |
| Minimum recommended investment period                       | 4 years                        |
| Fiscal year end   | September                      |
| Primary Market Maker  | SGCIB                          |

## Listing data (source : Amundi)

| Place | CCY | Bloomberg Ticker | Bloomberg iNAV | Reuters RIC | Reuters iNAV |
|-------|-----|------------------|----------------|-------------|--------------|
| LSE   | GBP | AGHG LN          | -              | AGHG.L      | -            |

## Contact

## ETF Sales contact

|                         |                       |
|-------------------------|-----------------------|
| France & Luxembourg     | +33 (0)1 76 32 65 76  |
| Germany & Austria       | +49 (0) 800 111 1928  |
| Italy                   | +39 02 0065 2965      |
| Switzerland (German)    | +41 44 588 99 36      |
| Switzerland (French)    | +41 22 316 01 51      |
| United Kingdom          | +44 (0) 20 7 074 9598 |
| United Kingdom (Instit) | +44 (0) 800 260 5644  |
| Netherlands             | +31 20 794 04 79      |
| Nordic countries        | +46 8 5348 2271       |
| Hong Kong               | +65 64 39 93 50       |
| Spain                   | +34 914 36 72 45      |

## ETF Capital Markets contact

|                   |   |
|-------------------|---|
| Téléphone         | +33 (0)1 76 32 19 93  |
| Bloomberg IB Chat | Capital Markets Amundi ETF<br>Capital Markets Amundi HK ETF |

## ETF Market Makers contact

|             |                      |
|-------------|----------------------|
| SG CIB      | +33 (0)1 42 13 38 63 |
| BNP Paribas | +44 (0) 207 595 1844 |

## Amundi contact

**Amundi ETF**  
90 bd Pasteur  
CS 21564  
75 730 Paris Cedex 15 - France  
**Hotline :** +33 (0)1 76 32 47 74  
info-ett@amundi.com

## BOND ■

**Index Providers**

BLOOMBERG® is a trademark and service mark of Bloomberg Finance L.P. Bloomberg Finance L.P. and its affiliates (collectively, "Bloomberg"), including Bloomberg Index Services Limited, the administrator of the Index ("BISL"), or Bloomberg's licensors own all proprietary rights in the Index. Bloomberg is not the issuer or producer of the Sub-Fund and Bloomberg has no responsibilities, obligations or duties to investors in the Sub-Fund. The Index is licensed for use by the Management Company as the Issuer of the Sub-Fund. The only relationship of Bloomberg with the Issuer in respect of the Index is the licensing of the Index, which is determined, composed and calculated by BISL, or any successor thereto, without regard to the Issuer or the Sub-Fund or the owners of the Sub-Fund. Investors acquire the Sub-Fund from the Management Company and investors neither acquire any interest in the Index nor enter into any relationship of any kind whatsoever with Bloomberg upon making an investment in the Sub-Fund. The Sub-Fund are not sponsored, endorsed, sold or promoted by Bloomberg. Bloomberg makes no representation or warranty, express or implied, regarding the advisability of investing in the Sub-Fund or the advisability of investing in securities generally or the ability of the Index to track corresponding or relative market performance. Bloomberg has not passed on the legality or suitability of the Sub-Fund with respect to any person or entity. Bloomberg is not responsible for or has participated in the determination of the timing of, prices at, or quantities of the Sub-Fund to be issued. Bloomberg has no obligation to take the needs of the Issuer or the owners of the Sub-Fund or any other third party into consideration in determining, composing or calculating the Index. Bloomberg has no obligation or liability in connection with administration, marketing or trading of the Sub-Fund. The licensing agreement between Bloomberg and the Management Company is solely for the benefit of Bloomberg and the Management Company not for the benefit of the owners of the Sub-Fund, investors or other third parties. BLOOMBERG SHALL HAVE NO LIABILITY TO THE ISSUER, INVESTORS OR OTHER THIRD PARTIES FOR THE QUALITY, ACCURACY AND/OR COMPLETENESS OF THE INDEX OR ANY DATA INCLUDED THEREIN OR FOR INTERRUPTIONS IN THE DELIVERY OF THE INDEX. BLOOMBERG MAKES NO WARRANTY, EXPRESS OR IMPLIED, AS TO RESULTS TO BE OBTAINED BY THE ISSUER, THE INVESTORS OR ANY OTHER PERSON OR ENTITY FROM THE USE OF THE INDEX OR ANY DATA INCLUDED THEREIN. BLOOMBERG MAKES NO EXPRESS OR IMPLIED WARRANTIES, AND HEREBY EXPRESSLY DISCLAIMS ALL WARRANTIES OF MERCHANTABILITY OR FITNESS FOR A PARTICULAR PURPOSE OR USE WITH RESPECT TO THE INDEX OR ANY DATA INCLUDED THEREIN. BLOOMBERG RESERVES THE RIGHT TO CHANGE THE METHODS OF CALCULATION OR PUBLICATION, OR TO CEASE THE CALCULATION OR PUBLICATION OF THE INDEX, AND BLOOMBERG SHALL NOT BE LIABLE FOR ANY MISCALCULATION OF OR ANY INCORRECT, DELAYED OR INTERRUPTED PUBLICATION WITH RESPECT TO ANY OF THE INDEX. BLOOMBERG SHALL NOT BE LIABLE FOR ANY DAMAGES, INCLUDING, WITHOUT LIMITATION, ANY SPECIAL, INDIRECT OR CONSEQUENTIAL DAMAGES, OR ANY LOST PROFITS, EVEN IF ADVISED OF THE POSSIBILITY OF SUCH, RESULTING FROM THE USE OF THE INDEX OR ANY DATA INCLUDED THEREIN OR WITH RESPECT TO THE SUB-FUND.

**Important information**

The Sub-Fund has been authorised for distribution to non-qualified investors in or from Switzerland by FINMA. Representative : CACEIS Bank, Paris, Branch of Nyon/Swiss, 35 route de Signy, 1260 Nyon, Switzerland (in the past "CACEIS Bank Luxembourg, Luxembourg, Branch of Nyon", Switzerland. Paying agent: CA Indosuez (Suisse) S.A., 4 quai General Guisan, 1204 Geneva. Subscriptions in the Sub-Funds will only be accepted on the basis of the SICAV's latest prospectus and Key Investor Information Document (KIID), its latest annual and semi-annual reports and its articles of incorporation that may be obtained, free of charge, at the registered office of the Swiss Representative. Past performance is not a guarantee or a reliable indicator for current or future performance and returns. The performance data do not take account of the commissions and costs incurred on the issue and redemption of units. The date of the data in this document is that indicated at the top of the document, unless otherwise stated.

This document is designed exclusively for institutional, professional, qualified or sophisticated investors and distributors. It is not meant for the general public or private clients of any jurisdiction or those qualified as 'US Persons'. Approved investors in regard to the European Union are those which are defined as "Professional" investors in Directive 2004/39/EC of 21 April 2004 "MiFID" or, as the case may be, as defined under each local legislation and, insofar as the offer in Switzerland is concerned, "qualified investors" as set forth in the federal Law on Collective Investments (LPCC), the Ordinance on collective investments of 22 November 2006 (OPCC) and the FINMA 08/8 Circular regarding the legislation on collective investments of 20 November 2008. This document shall not, under any circumstance, be sent within the European Union to non "Professional" investors as defined by the MFI or under each local legislation, or in Switzerland to those investors which are not defined as "qualified investors" in the applicable law and regulations.