

# Amundi USD Corporate Bond ESG UCITS ETF Hedged EUR Dist

FACTSHEET

Marketing  
Communication

30/04/2026

BOND

## Key Information (Source: Amundi)

Net Asset Value (NAV) : **38.68 ( EUR )**  
 NAV and AUM as of : **30/04/2026**  
 Assets Under Management (AUM) :  
**908.35 ( million EUR )**  
 ISIN code : **LU2297533809**  
 Replication type : **Physical**  
 Benchmark :  
**100% BLOOMBERG MSCI ESG US CORPORATE  
 SELECT INDEX**

## Objective and Investment Policy

The objective of this Sub-Fund is to track the performance of the Bloomberg MSCI ESG US Corporate Select Index (the "Index"), and to minimize the tracking error between the net asset value of the sub-fund and the performance of the Index. The Sub-Fund aims to achieve a level of tracking error of the Sub-Fund and its index that will not normally exceed 1%.

## Risk Indicator (Source : Fund Admin)



Lower Risk

Higher Risk

The SRI represents the risk and return profile as presented in the Key Information Document (KID). The lowest category does not imply that there is no risk. The SRI is not guaranteed and may change over time. The risk indicator assumes you keep the product for 4 years. The summary risk indicator is a guide to the level of risk of this product compared to other products. It shows how likely it is that the product will lose money because of movement in the markets or because we are not able to pay you.

## Returns (Source: Fund Admin) - Past performance does not predict future returns

### Performances from 04/03/2021 to 30/04/2026 (Source : Fund Admin)



### Risk indicators (Source: Fund Admin)

|                               | 1 year | 3 years | Inception to date * |
|-------------------------------|--------|---------|---------------------|
| <b>Portfolio volatility</b>   | 3.61%  | 5.82%   | 6.32%               |
| <b>Benchmark volatility</b>   | 3.81%  | 5.86%   | 6.36%               |
| <b>Ex-post Tracking Error</b> | 1.93%  | 1.12%   | 0.86%               |
| <b>Sharpe ratio</b>           | 0.39   | -0.09   | -0.48               |

\* Volatility is a statistical indicator that measures an asset's variations around its average value. For example, market variations of +/- 1.5% per day correspond to a volatility of 25% per year. The higher the volatility, the higher the risk. The Tracking Error indicator measures the performance's difference between the fund and the benchmark

### Cumulative returns\* (Source: Fund Admin)

|                  | YTD        | 1 month    | 3 months   | 1 year     | 3 years    | 5 years    | Since      |
|------------------|------------|------------|------------|------------|------------|------------|------------|
| Since            | 31/12/2025 | 31/03/2026 | 30/01/2026 | 30/04/2025 | 28/04/2023 | 30/04/2021 | 04/03/2021 |
| <b>Portfolio</b> | -0.85%     | 0.29%      | -0.84%     | 2.52%      | 7.05%      | -7.16%     | -6.82%     |
| <b>Benchmark</b> | -2.37%     | -1.33%     | -2.39%     | 1.04%      | 5.80%      | -8.19%     | -7.92%     |
| <b>Spread</b>    | 1.52%      | 1.62%      | 1.55%      | 1.48%      | 1.25%      | 1.03%      | 1.09%      |

### Calendar year performance\* (Source: Fund Admin)

|                  | 2025   | 2024   | 2023   | 2022    | 2021 |
|------------------|--------|--------|--------|---------|------|
| <b>Portfolio</b> | 5.33%  | 0.11%  | 5.44%  | -17.33% | -    |
| <b>Benchmark</b> | 5.42%  | 0.30%  | 5.71%  | -17.32% | -    |
| <b>Spread</b>    | -0.09% | -0.19% | -0.27% | -0.01%  | -    |

\* Source : Amundi. The above cover complete periods of 12 months for each calendar year. **Past performance is no predictor of current and future results and does not guarantee future yield**. Any losses or gains do not take into consideration any costs, commissions and fees incurred by the investor in the issue and buyout of the shares (e.g. taxes, brokerage fees or other commissions deducted by the financial intermediary). If performance is calculated in a currency other than the euro, any losses or gains generated can thereby be affected by exchange rate fluctuations (both upward and downward). The discrepancy accounts for the performance difference between the portfolio and the index.

BOND

Portfolio Data (Source: Amundi)

Information (Source: Amundi)

Asset class : **Bond**  
Exposure : **International**

Holdings : **4313**

Portfolio Indicators (Source: Fund Admin)

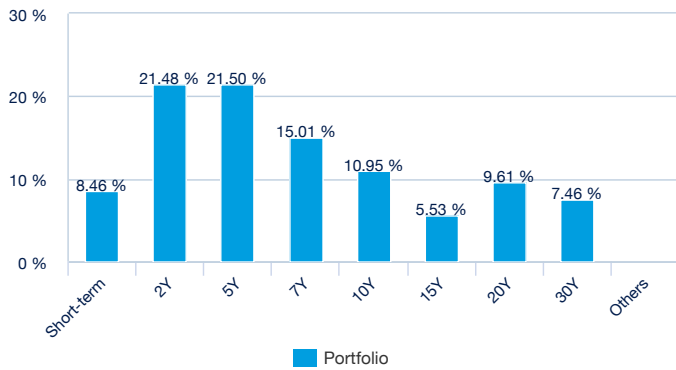
|                                       | Portfolio |
|---------------------------------------|-----------|
| <b>Modified duration</b> <sup>1</sup> | 6.07      |
| <b>Average rating</b> <sup>2</sup>    | BBB+      |
| <b>Yield To Maturity</b>              | 5.14%     |

<sup>1</sup> Modified duration (in points) estimates a bond portfolio's percentage price change for 1% change in yield

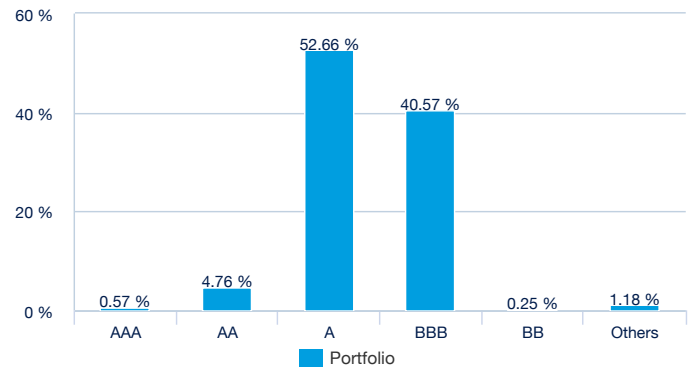
<sup>2</sup> Based on cash bonds and CDS but excludes other types of derivatives

Portfolio Breakdown (Source: Amundi)

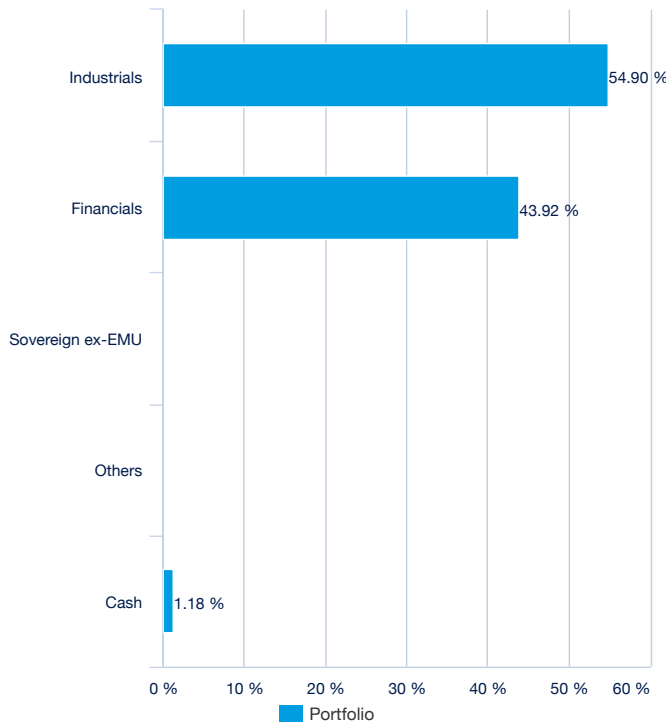
By maturity (Source: Amundi)



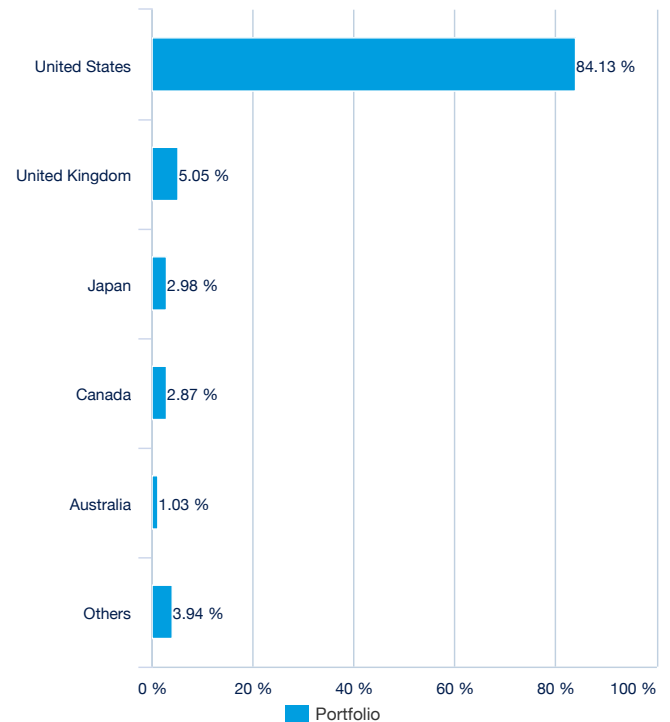
By rating (source : Amundi)



By issuer (Source: Amundi)



By country (source : Amundi)



## BOND ■

## Principal characteristics (Source : Amundi)

|   |                                |
|---|--------------------------------|
| Fund structure  | SICAV under Luxembourg law     |
| UCITS compliant   | UCITS                          |
| Management Company  | Amundi Luxembourg SA           |
| Administrator   | CACEIS Bank, Luxembourg Branch |
| Custodian   | CACEIS Bank, Luxembourg Branch |
| Independent auditor   | DELOITTE AUDIT                 |
| Share-class inception date                                  | 03/03/2021                     |
| Date of the first NAV                                       | 04/03/2021                     |
| Share-class reference currency                              | EUR                            |
| Classification  | Not applicable                 |
| Type of shares  | Distribution                   |
| ISIN code   | LU2297533809                   |
| Minimum investment to the secondary market                  | 1 Share(s)                     |
| Frequency of NAV calculation                                | Daily                          |
| Management fees and other administrative or operating costs | 0.18%                          |
| Minimum recommended investment period                       | 4 years                        |
| Fiscal year end   | September                      |
| Primary Market Maker  | SGCIB                          |

## Listing data (source : Amundi)

| Place                   | CCY | Bloomberg Ticker | Bloomberg iNAV | Reuters RIC | Reuters iNAV   |
|-------------------------|-----|------------------|----------------|-------------|----------------|
| Deutsche Boerse (Xetra) | EUR | UCRH GY          | IUCRH          | UCRH.DE     | IUCRHINAV=SOLA |

## Contact

## ETF Sales contact

|                         |                       |
|-------------------------|-----------------------|
| France & Luxembourg     | +33 (0)1 76 32 65 76  |
| Germany & Austria       | +49 (0) 800 111 1928  |
| Italy                   | +39 02 0065 2965      |
| Switzerland (German)    | +41 44 588 99 36      |
| Switzerland (French)    | +41 22 316 01 51      |
| United Kingdom          | +44 (0) 20 7 074 9598 |
| United Kingdom (Instit) | +44 (0) 800 260 5644  |
| Netherlands             | +31 20 794 04 79      |
| Nordic countries        | +46 8 5348 2271       |
| Hong Kong               | +65 64 39 93 50       |
| Spain                   | +34 914 36 72 45      |

## ETF Capital Markets contact

|                   |   |
|-------------------|---|
| Téléphone         | +33 (0)1 76 32 19 93  |
| Bloomberg IB Chat | Capital Markets Amundi ETF<br>Capital Markets Amundi HK ETF |

## ETF Market Makers contact

|             |                      |
|-------------|----------------------|
| SG CIB      | +33 (0)1 42 13 38 63 |
| BNP Paribas | +44 (0) 207 595 1844 |

## Amundi contact

**Amundi ETF**  
90 bd Pasteur  
CS 21564  
75 730 Paris Cedex 15 - France  
**Hotline :** +33 (0)1 76 32 47 74  
info-ett@amundi.com

## BOND ■

**Index Providers**

THE SUB-FUND IS NOT SPONSORED, ENDORSED, SOLD OR PROMOTED BY MSCI INC. ("MSCI"), ANY OF ITS AFFILIATES, ANY OF ITS INFORMATION PROVIDERS OR ANY THIRD PARTY INVOLVED IN, OR RELATED TO, COMPILING OR CREATING ANY MSCI INDEX (COLLECTIVELY, THE "MSCI PARTIES"). THE MSCI INDICES ARE THE EXCLUSIVE PROPERTY OF MSCI AND ARE SERVICE MARKS OF MSCI OR ITS AFFILIATES. THE MSCI INDICES HAVE BEEN LICENSED FOR USE FOR CERTAIN PURPOSES BY AMUNDI. NONE OF THE MSCI PARTIES MAKES ANY REPRESENTATION OR WARRANTY, EXPRESS OR IMPLIED, TO THE ISSUER OR OWNERS OF THIS SUB-FUND OR ANY OTHER PERSON OR ENTITY REGARDING THE ADVISABILITY OF INVESTING IN SUBFUNDS GENERALLY OR IN THIS PARTICULAR SUB-FUND OR THE ABILITY OF ANY MSCI INDEX TO TRACK CORRESPONDING STOCK MARKET PERFORMANCE. MSCI OR ITS AFFILIATES ARE THE LICENSORS OF CERTAIN TRADEMARKS, SERVICE MARKS AND TRADE NAMES AND OF THE MSCI INDICES WHICH ARE DETERMINED, COMPOSED AND CALCULATED BY MSCI WITHOUT REGARD TO AMUNDI OR THIS SUB-FUND OR THIS SUB-FUND'S UNITHOLDERS OR ANY OTHER PERSON OR ENTITY. NONE OF THE MSCI PARTIES HAS ANY OBLIGATION TO TAKE THE NEEDS OF THE AMUNDI, THIS SUB-FUND'S UNITHOLDERS OR ANY OTHER PERSON OR ENTITY INTO CONSIDERATION IN DETERMINING, COMPOSING OR CALCULATING THE MSCI INDICES. NONE OF THE MSCI PARTIES IS RESPONSIBLE FOR OR HAS PARTICIPATED IN DETERMINATION OF THE TIMING OF, PRICES AT, OR QUANTITIES OF THIS SUB-FUND TO BE ISSUED OR IN THE DETERMINATION OR CALCULATION OF THE EQUATION BY OR THE CONSIDERATION INTO WHICH THIS SUB-FUND IS REDEEMABLE. FURTHERMORE, NONE OF THE MSCI PARTIES HAS ANY OBLIGATION OR LIABILITY TO THE ISSUER OR OWNERS OF THIS SUB-FUND OR ANY OTHER PERSON OR ENTITY IN CONNECTION WITH THE ADMINISTRATION, MARKETING OR OFFERING OF THIS SUB-FUND. ALTHOUGH MSCI SHALL OBTAIN INFORMATION FOR INCLUSION IN OR FOR USE IN THE CALCULATION OF THE MSCI INDICES FROM SOURCES THAT MSCI CONSIDERS RELIABLE, NONE OF THE MSCI PARTIES WARRANTS OR GUARANTEES THE ORIGINALITY, ACCURACY AND/OR THE COMPLETENESS OF ANY MSCI INDEX OR ANY DATA INCLUDED THEREIN. NONE OF THE MSCI PARTIES MAKES ANY WARRANTY, EXPRESS OR IMPLIED, AS TO RESULTS TO BE OBTAINED BY THE ISSUER OF THE SUB-FUND, OWNERS OF THE SUB-FUND, OR ANY OTHER PERSON OR ENTITY, FROM THE USE OF ANY MSCI INDEX OR ANY DATA INCLUDED THEREIN. NONE OF THE MSCI PARTIES SHALL HAVE ANY LIABILITY FOR ANY ERRORS, OMISSIONS OR INTERRUPTIONS OF OR IN CONNECTION WITH ANY MSCI INDEX OR ANY DATA INCLUDED THEREIN. FURTHERMORE, NONE OF THE MSCI PARTIES MAKES ANY EXPRESS OR IMPLIED WARRANTIES OF ANY KIND, AND THE MSCI PARTIES HEREBY EXPRESSLY DISCLAIM ALL WARRANTIES OF MERCHANTABILITY AND FITNESS FOR A PARTICULAR PURPOSE, WITH RESPECT TO EACH MSCI INDEX AND ANY DATA INCLUDED THEREIN. WITHOUT LIMITING ANY OF THE FOREGOING, IN NO EVENT SHALL ANY OF THE MSCI PARTIES HAVE ANY LIABILITY FOR ANY DIRECT, INDIRECT, SPECIAL, PUNITIVE, CONSEQUENTIAL OR ANY OTHER DAMAGES (INCLUDING LOST PROFITS) EVEN IF NOTIFIED OF THE POSSIBILITY OF SUCH DAMAGES.

**Important information**

The information in this document is intended solely for institutional investors, professional, qualified or specialised investors and financial intermediaries. It is not intended for distribution to the general public, retail customers and private clients of any jurisdiction or those qualified as 'US Persons'. Moreover, all recipients in the European Union must qualify as "Professional" investors as defined by Directive 2004/39/EC of 21 April 2004 on Markets in Financial Instruments ("MiFID") or by each local legislation and in the case of Switzerland as a "Qualified Investor" within the meaning of the Swiss federal law on collective investments. This document shall not, under any circumstance, be sent within the European Union to non "Professional" investors as defined by the MiFID or, in Switzerland, to those investors which are not defined as "qualified investors" in the applicable law and regulations. Representative: CACEIS Bank, Paris, Nyon Branch / Switzerland, 35 route de Signy, 1260 Nyon, Switzerland (formerly "CACEIS Bank Luxembourg, Luxembourg, Nyon Branch", Switzerland. Paying agent: CA Indosuez (Suisse) S.A., 4 quai General Guisan, 1204 Geneva.

This document is designed exclusively for institutional, professional, qualified or sophisticated investors and distributors. It is not meant for the general public or private clients of any jurisdiction or those qualified as 'US Persons'. Approved investors in regard to the European Union are those which are defined as "Professional" investors in Directive 2004/39/EC of 21 April 2004 "MiFID" or, as the case may be, as defined under each local legislation and, insofar as the offer in Switzerland is concerned, "qualified investors" as set forth in the federal Law on Collective Investments (LPCC), the Ordinance on collective investments of 22 November 2006 (OPCC) and the FINMA 08/8 Circular regarding the legislation on collective investments of 20 November 2008. This document shall not, under any circumstance, be sent within the European Union to non "Professional" investors as defined by the MFI or under each local legislation, or in Switzerland to those investors which are not defined as "qualified investors" in the applicable law and regulations.