

Amundi Euro Lowest Rated IG Government Bond 1-3Y UCITS ETF Acc

FACTSHEET

Marketing
Communication

30/04/2026

BOND

Key Information (Source: Amundi)

Net Asset Value (NAV) : **118.58 (EUR)**
 NAV and AUM as of : **30/04/2026**
 Assets Under Management (AUM) :
73.87 (million EUR)
 ISIN code : **LU1681046345**
 Replication type : **Physical**
 Benchmark :
**100% FTSE EUROZONE LOWEST-RATED
 GOVERNMENT BOND IG 1-3Y (17H15)**

Objective and Investment Policy

This ETF seeks to replicate as closely as possible the performance of the FTSE MTS Lowest-Rated Eurozone Government Bond IG 1-3Y index whether the trend is rising or falling.

Risk Indicator (Source : Fund Admin)



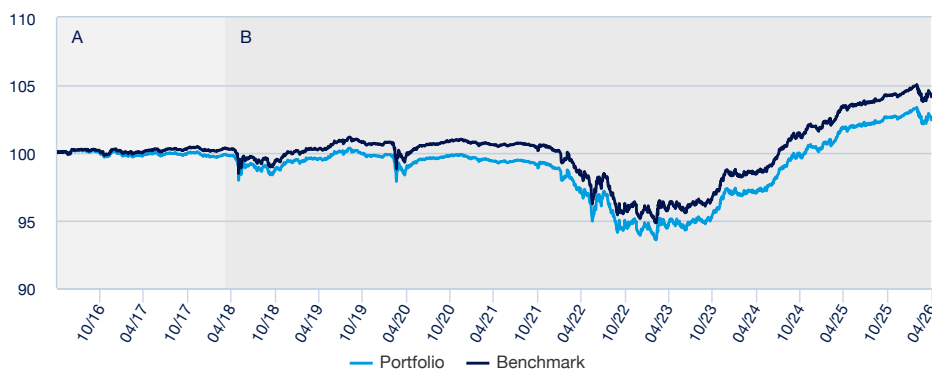
Lower Risk

Higher Risk

The SRI represents the risk and return profile as presented in the Key Information Document (KID). The lowest category does not imply that there is no risk. The SRI is not guaranteed and may change over time. The risk indicator assumes you keep the product for 1,5 ans. The summary risk indicator is a guide to the level of risk of this product compared to other products. It shows how likely it is that the product will lose money because of movement in the markets or because we are not able to pay you.

Returns (Source: Fund Admin) - Past performance does not predict future returns

Performances from 02/05/2016 to 30/04/2026 (Source : Fund Admin)



A : Sur la base des performances réalisées depuis la date de lancement du Fonds français « AMUNDI ETF GOVT BOND LOWEST RATED EUROMTS INVESTMENT GRADE 1-3 UCITS ETF » géré par Amundi Asset Management et absorbé par « AMUNDI GOVT BOND LOWEST RATED EUROMTS INVESTMENT GRADE 1-3 » le 05/04/2018.

B : Performance of the Sub-Fund since the date of its launch

Cumulative returns* (Source: Fund Admin)

Since	YTD 31/12/2025	1 month 31/03/2026	3 months 30/01/2026	1 year 30/04/2025	3 years 28/04/2023	5 years 30/04/2021	Since 22/04/2014
Portfolio	-0.14%	0.29%	-0.46%	0.69%	8.19%	3.27%	4.49%
Benchmark	-0.12%	0.30%	-0.43%	0.78%	8.50%	3.71%	6.71%
Spread	-0.02%	-0.01%	-0.04%	-0.09%	-0.31%	-0.45%	-2.22%

Calendar year performance* (Source: Fund Admin)

	2025	2024	2023	2022	2021	2020	2019	2018	2017	2016
Portfolio	2.31%	3.25%	3.59%	-5.04%	-0.87%	0.01%	0.35%	-0.38%	-0.34%	0.21%
Benchmark	2.42%	3.34%	3.70%	-5.03%	-0.68%	0.25%	0.59%	-0.14%	-0.10%	0.46%
Spread	-0.11%	-0.10%	-0.10%	-0.01%	-0.19%	-0.24%	-0.24%	-0.24%	-0.23%	-0.25%

* Source : Amundi. The above cover complete periods of 12 months for each calendar year. **Past performance is no predictor of current and future results and does not guarantee future yield**. Any losses or gains do not take into consideration any costs, commissions and fees incurred by the investor in the issue and buyout of the shares (e.g. taxes, brokerage fees or other commissions deducted by the financial intermediary). If performance is calculated in a currency other than the euro, any losses or gains generated can thereby be affected by exchange rate fluctuations (both upward and downward). The discrepancy accounts for the performance difference between the portfolio and the index.

Risk indicators (Source: Fund Admin)

	1 year	3 years	Inception to date *
Portfolio volatility	1.11%	1.33%	1.32%
Benchmark volatility	1.11%	1.33%	1.33%
Ex-post Tracking Error	0.05%	0.04%	0.04%
Sharpe ratio	-1.05	-0.27	-0.18

* Volatility is a statistical indicator that measures an asset's variations around its average value. For example, market variations of +/- 1.5% per day correspond to a volatility of 25% per year. The higher the volatility, the higher the risk. The Tracking Error indicator measures the performance's difference between the fund and the benchmark



amundiETF.com

This material is solely for the attention of "professional" investors.

BOND

Meet the Team



Stéphanie Pless
Head of Fixed Income Index Management



Olivier Chatelot
Lead Portfolio Manager

Portfolio Data (Source: Amundi)

Information (Source: Amundi)

Asset class : **Bond**
Exposure : **Eurozone**
Benchmark index currency : **EUR**
Holdings : **39**

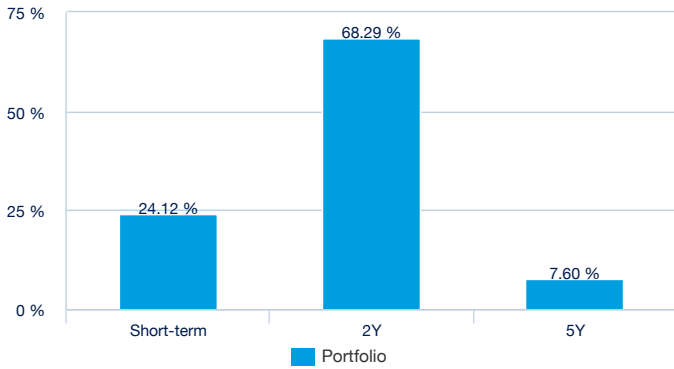
Portfolio Indicators (Source: Fund Admin)

	Portfolio
Modified duration ¹	1.92
Average rating ²	A-
Yield To Maturity	2.83%

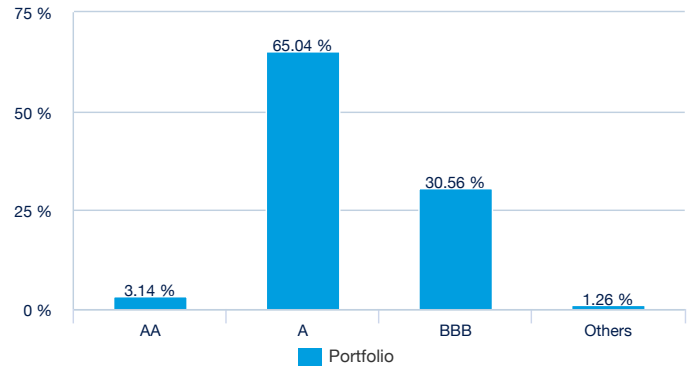
¹ Modified duration (in points) estimates a bond portfolio's percentage price change for 1% change in yield
² Based on cash bonds and CDS but excludes other types of derivatives

Portfolio Breakdown (Source: Amundi)

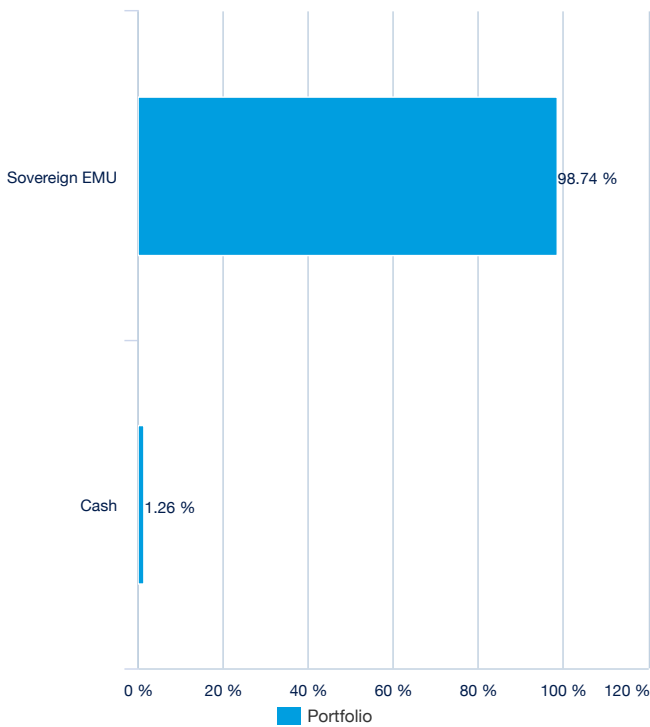
By maturity (Source: Amundi)



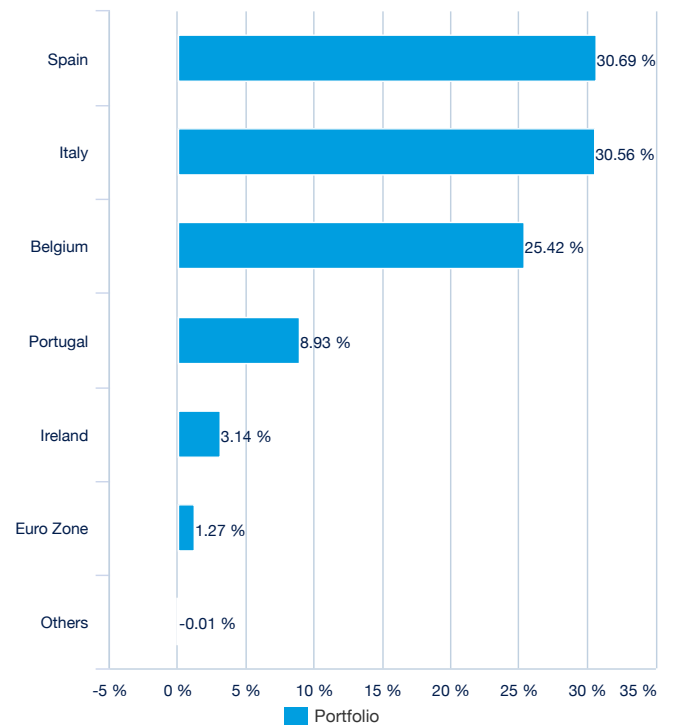
By rating (source : Amundi)



By issuer (Source: Amundi)



By country (source : Amundi)



BOND ■

Principal characteristics (Source : Amundi)

Fund structure	SICAV under Luxembourg law
UCITS compliant	UCITS
Management Company	Amundi Luxembourg SA
Administrator	CACEIS Bank, Luxembourg Branch
Custodian	CACEIS Bank, Luxembourg Branch
Independent auditor	DELOITTE AUDIT
Share-class inception date	05/04/2018
Date of the first NAV	22/04/2014
Share-class reference currency	EUR
Classification	-
Type of shares	Accumulation
ISIN code	LU1681046345
Minimum investment to the secondary market	1 Share(s)
Frequency of NAV calculation	Daily
Management fees and other administrative or operating costs	0.14%
Minimum recommended investment period	1,5 ans
Fiscal year end	September
Primary Market Maker	SGCIB

Listing data (source : Amundi)

Place	CCY	Bloomberg Ticker	Bloomberg iNAV	Reuters RIC	Reuters iNAV
Six Swiss Exchange	EUR	X13G SW	IX13G	X13G.S	IX13GEURINAV=SOLA
Euronext Paris	EUR	X13G FP	IX13G	X13G.PA	IX13GEURINAV=SOLA
Euronext Milan	EUR	X13G IM	IX13G	X13G.MI	IX13GEURINAV=SOLA

Contact

ETF Sales contact

France & Luxembourg	+33 (0)1 76 32 65 76
Germany & Austria	+49 (0) 800 111 1928
Italy	+39 02 0065 2965
Switzerland (German)	+41 44 588 99 36
Switzerland (French)	+41 22 316 01 51
United Kingdom	+44 (0) 20 7 074 9598
United Kingdom (Instit)	+44 (0) 800 260 5644
Netherlands	+31 20 794 04 79
Nordic countries	+46 8 5348 2271
Hong Kong	+65 64 39 93 50
Spain	+34 914 36 72 45

ETF Capital Markets contact

Téléphone	+33 (0)1 76 32 19 93
Bloomberg IB Chat	Capital Markets Amundi ETF Capital Markets Amundi HK ETF

ETF Market Makers contact

SG CIB	+33 (0)1 42 13 38 63
BNP Paribas	+44 (0) 207 595 1844

Amundi contact

Amundi ETF
90 bd Pasteur
CS 21564
75 730 Paris Cedex 15 - France
Hotline : +33 (0)1 76 32 47 74
info-ett@amundi.com

BOND ■

Index Providers

THE AMUNDI SUBFUND IS NOT IN ANY WAY SPONSORED, ENDORSED, SOLD OR PROMOTED BY FTSE INTERNATIONAL LIMITED ("FTSE") OR BY THE LONDON STOCK EXCHANGE PLC (THE "EXCHANGE") OR BY THE FINANCIAL TIMES LIMITED ("FT") (TOGETHER THE "LICENSOR PARTIES") AND NONE OF THE LICENSOR PARTIES MAKE ANY WARRANTY OR REPRESENTATION WHATSOEVER, EXPRESSLY OR IMPLIEDLY, EITHER AS TO THE RESULTS TO BE OBTAINED FROM THE USE OF THE FTSE EPRA/NAREIT DEVELOPED INDEX (THE "INDEX") AND/OR THE FIGURE AT WHICH THE SAID INDEX STANDS AT ANY PARTICULAR TIME ON ANY PARTICULAR DAY OR OTHERWISE. THE INDEX IS COMPILED AND CALCULATED BY FTSE. NONE OF THE LICENSOR PARTIES SHALL BE LIABLE (WHETHER IN NEGLIGENCE OR OTHERWISE) TO ANY PERSON FOR ANY ERROR IN THE INDEX AND NONE OF THE LICENSOR PARTIES SHALL BE UNDER ANY OBLIGATION TO ADVISE ANY PERSON OF ANY ERROR THEREIN. "FTSE®", "FT-SE®", "FOOTSIE®", "FTSE4GOOD®" AND "TECHMARK®" ARE TRADE MARKS OF THE EXCHANGE AND THE FT AND ARE USED BY FTSE UNDER LICENCE. "ALL-WORLD®", "ALL-SHARE®" AND "ALL-SMALL®" ARE TRADEMARKS OF FTSE.

Important information

The Sub-Fund has been authorised for distribution to non-qualified investors in or from Switzerland by FINMA. Representative : CACEIS Bank, Paris, Branch of Nyon/Swiss, 35 route de Signy, 1260 Nyon, Switzerland (in the past "CACEIS Bank Luxembourg, Luxembourg, Branch of Nyon", Switzerland. Paying agent: CA Indosuez (Suisse) S.A., 4 quai General Guisan, 1204 Geneva. Subscriptions in the Sub-Funds will only be accepted on the basis of the SICAV's latest prospectus and Key Investor Information Document (KIID), its latest annual and semi-annual reports and its articles of incorporation that may be obtained, free of charge, at the registered office of the Swiss Representative. Past performance is not a guarantee or a reliable indicator for current or future performance and returns. The performance data do not take account of the commissions and costs incurred on the issue and redemption of units. The date of the data in this document is that indicated at the top of the document, unless otherwise stated.

This document is designed exclusively for institutional, professional, qualified or sophisticated investors and distributors. It is not meant for the general public or private clients of any jurisdiction or those qualified as 'US Persons'. Approved investors in regard to the European Union are those which are defined as "Professional" investors in Directive 2004/39/EC of 21 April 2004 "MiFID" or, as the case may be, as defined under each local legislation and, insofar as the offer in Switzerland is concerned, "qualified investors" as set forth in the federal Law on Collective Investments (LPCC), the Ordinance on collective investments of 22 November 2006 (OPCC) and the FINMA 08/8 Circular regarding the legislation on collective investments of 20 November 2008. This document shall not, under any circumstance, be sent within the European Union to non "Professional" investors as defined by the MFI or under each local legislation, or in Switzerland to those investors which are not defined as "qualified investors" in the applicable law and regulations.