

Amundi STOXX Europe 600 Energy Screened UCITS ETF Dist

FACTSHEET

Marketing
Communication

30/04/2026

EQUITY ■

Key Information (Source: Amundi)

Net Asset Value (NAV) : **145.55 (EUR)**
 NAV and AUM as of : **30/04/2026**
 Assets Under Management (AUM) :
286.77 (million EUR)
 ISIN code : **LU2082998167**
 Replication type : **Physical**
 Benchmark :
**100% STOXX EUROPE 600 ENERGY
 SCREENED+ INDEX**

Objective and Investment Policy

The objective of this Sub-Fund is to track the performance of STOXX Europe 600 Energy ESG+ Index (the "Index"), and to minimize the tracking error between the net asset value of the Sub-Fund and the performance of the Index. The anticipated level of the tracking error, under normal market conditions is indicated in the prospectus of the Sub-Fund.

Risk Indicator (Source : Fund Admin)



Lower Risk

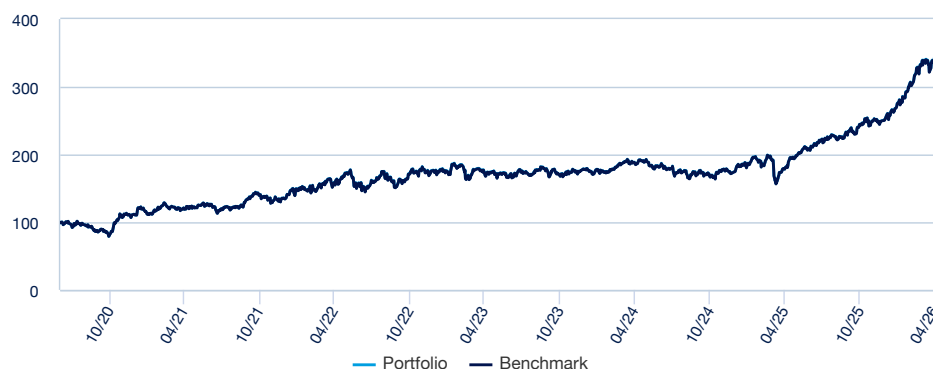
Higher Risk

The SRI represents the risk and return profile as presented in the Key Information Document (KID). The lowest category does not imply that there is no risk. The SRI is not guaranteed and may change over time. The risk indicator assumes you keep the product for 5 years. The summary risk indicator is a guide to the level of risk of this product compared to other products. It shows how likely it is that the product will lose money because of movement in the markets or because we are not able to pay you.

« Technical net asset values may be calculated and published for any calendar day (excluding Saturdays and Sundays) that is neither a business day nor a transaction day. These technical net asset values are merely indicative and will not be the basis for purchasing, switching, redeeming and/or transferring shares. »

Returns (Source: Fund Admin) - Past performance does not predict future returns

Performances from 02/07/2020 to 30/04/2026 (Source : Fund Admin)



Risk indicators (Source: Fund Admin)

	1 year	3 years	Inception to date *
Portfolio volatility	15.14%	18.70%	21.75%
Benchmark volatility	15.10%	18.69%	21.74%
Ex-post Tracking Error	0.12%	0.15%	0.18%
Sharpe ratio	5.82	1.13	1.01

* Volatility is a statistical indicator that measures an asset's variations around its average value. For example, market variations of +/- 1.5% per day correspond to a volatility of 25% per year. The higher the volatility, the higher the risk. The Tracking Error indicator measures the performance's difference between the fund and the benchmark

Cumulative returns* (Source: Fund Admin)

	YTD	1 month	3 months	1 year	3 years	5 years	Since
Since	31/12/2025	31/03/2026	30/01/2026	30/04/2025	28/04/2023	30/04/2021	02/07/2020
Portfolio	37.07%	2.05%	25.37%	94.22%	95.19%	191.12%	246.39%
Benchmark	37.02%	2.09%	25.36%	94.04%	95.42%	190.89%	245.71%
Spread	0.05%	-0.03%	0.01%	0.18%	-0.23%	0.23%	0.68%

Calendar year performance* (Source: Fund Admin)

	2025	2024	2023	2022	2021
Portfolio	43.80%	-1.36%	2.59%	29.18%	21.59%
Benchmark	43.76%	-1.36%	2.79%	29.01%	21.37%
Spread	0.04%	0.00%	-0.21%	0.17%	0.22%

* Source : Amundi. The above cover complete periods of 12 months for each calendar year. **Past performance is no predictor of current and future results and does not guarantee future yield** . Any losses or gains do not take into consideration any costs, commissions and fees incurred by the investor in the issue and buyout of the shares (e.g. taxes, brokerage fees or other commissions deducted by the financial intermediary). If performance is calculated in a currency other than the euro, any losses or gains generated can thereby be affected by exchange rate fluctuations (both upward and downward). The discrepancy accounts for the performance difference between the portfolio and the index.

EQUITY

Meet the Team



Lionel Brafman
Head of the Index & Multistrategies team



Salah Benaissa
Portfolio manager



Pierre Navarre
Co-Portfolio Manager

Index Data (Source : Amundi)

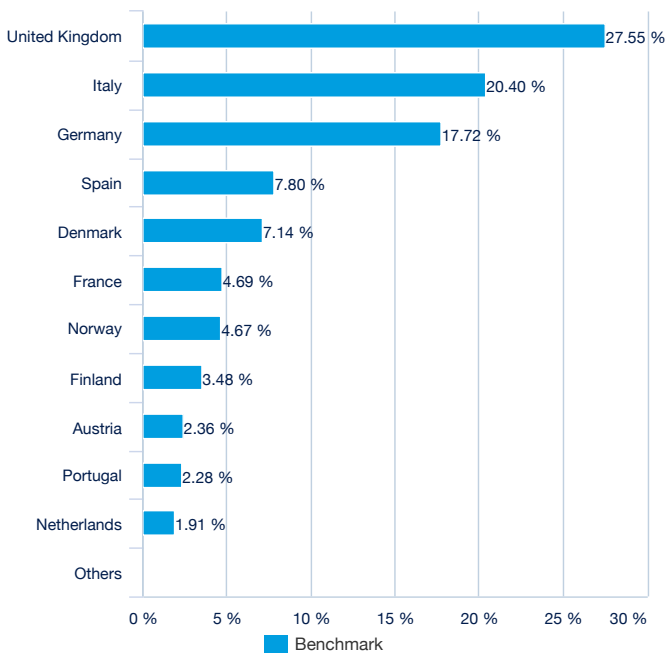
Description of the Index

The Index is a market cap weighted index designed to represent the performance of securities from the STOXX Europe 600 Index (the "Initial Universe") that belong to the energy industry as defined by the Industry Classification Benchmark ("ICB"), after applying a set of compliance, involvement and ESG performance screens, as further described in Appendix I – ESG Related Disclosures to the Sub-Fund's prospectus. The Initial Universe provides exposure to the performance of the 600 most liquid large, mid and small caps stocks covering developed markets in Europe.

Information (Source: Amundi)

Asset class : **Equity**
Exposure : **Europe**
Benchmark index currency : **EUR**
Holdings : **20**

Geographical breakdown (for illustrative purposes only - Source: Amundi)

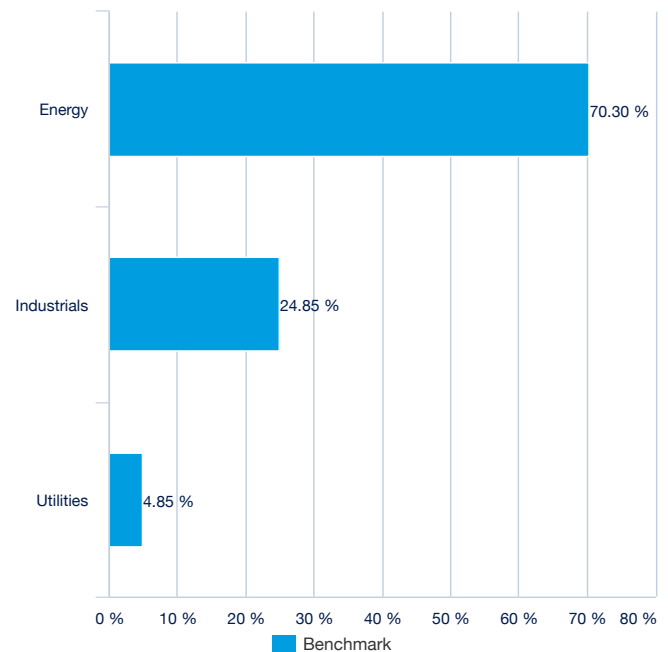


Top 10 benchmark holdings (source : Amundi)

	% of assets (Index)
SHELL PLC EUR	27.55%
SIEMENS ENERGY AG	16.11%
ENI SPA MILAN	12.65%
VESTAS WIND SYSTEMS A/S	7.14%
REPSOL SA	6.70%
SNAM SPA	3.75%
NESTE OYJ	3.48%
AKER BP ASA	2.78%
TENARIS SA	2.36%
OMV AG	2.36%
Total	84.88%

For illustrative purposes only and not a recommendation to buy or sell securities.

Benchmark Sector breakdown (for illustrative purposes only - Source : Amundi)



EQUITY ■

Principal characteristics (Source : Amundi)

Fund structure	SICAV under Luxembourg law
UCITS compliant	UCITS
Management Company	Amundi Luxembourg SA
Administrator	SOCIETE GENERALE LUXEMBOURG
Custodian	SOCIETE GENERALE LUXEMBOURG
Independent auditor	DELOITTE AUDIT
Share-class inception date	21/03/2024
Date of the first NAV	02/07/2020
Share-class reference currency	EUR
Classification	-
Type of shares	Distribution
ISIN code	LU2082998167
Minimum investment to the secondary market	1 Share(s)
Frequency of NAV calculation	Daily
Management fees and other administrative or operating costs	0.30%
Minimum recommended investment period	5 years
Fiscal year end	September
Primary Market Maker	SOCIETE GENERALE / LANG & SCHWARZ

Listing data (source : Amundi)

Place	CCY	Bloomberg Ticker	Bloomberg iNAV	Reuters RIC	Reuters iNAV
Deutsche Boerse (Xetra)	EUR	OIGS GY	CNAVXER	OIGS.DE	OIGSEURINAV=SOLA

Contact

ETF Sales contact

France & Luxembourg	+33 (0)1 76 32 65 76
Germany & Austria	+49 (0) 800 111 1928
Italy	+39 02 0065 2965
Switzerland (German)	+41 44 588 99 36
Switzerland (French)	+41 22 316 01 51
United Kingdom	+44 (0) 20 7 074 9598
United Kingdom (Instit)	+44 (0) 800 260 5644
Netherlands	+31 20 794 04 79
Nordic countries	+46 8 5348 2271
Hong Kong	+65 64 39 93 50
Spain	+34 914 36 72 45

ETF Capital Markets contact

Téléphone	+33 (0)1 76 32 19 93
Bloomberg IB Chat	Capital Markets Amundi ETF Capital Markets Amundi HK ETF

ETF Market Makers contact

BNP Paribas	+33 (0)1 40 14 60 01
Kepler Cheuvreux	+33 (0)1 53 65 35 25

Amundi contact

Amundi ETF
90 bd Pasteur
CS 21564
75 730 Paris Cedex 15 - France
Hotline : +33 (0)1 76 32 47 74
info-ett@amundi.com

Index Providers

STOXX and its licensors (the "Licensors") have no relationship to the Amundi Asset Management, other than the licensing of the Index and the related trademarks for use in connection with the Subfund. STOXX and its Licensors do not : Sponsor, endorse, sell or promote the Subfund. Recommend that any person invest in the Subfund or any other securities. Have any responsibility or liability for or make any decisions about the timing, amount or pricing of Subfund. Have any responsibility or liability for the administration, management or marketing of the Subfund. Consider the needs of the Subfund or the owners of the Subfund in determining, composing or calculating the Index or have any obligation to do so. STOXX and its Licensors will not have any liability in connection with the Subfund. Specifically, STOXX and its Licensors do not make any warranty, express or implied and disclaim any and all warranty about : The results to be obtained by the Subfund, the owner of the Subfund or any other person in connection with the use of the Index and the data included in the Index ; The accuracy or completeness of the Index and its data; The merchantability and the fitness for a particular purpose or use of the Index and its data; STOXX and its Licensors will have no liability for any errors, omissions or interruptions in the Index or its data; Under no circumstances will STOXX or its Licensors be liable for any lost profits or indirect, punitive, special or consequential damages or losses, even if STOXX or its Licensors knows that they might occur. The licensing agreement between the Asset Manager and STOXX is solely for their benefit and not for the benefit of the owners of the Subfund or any other third parties.

Important information

The Sub-Fund has been authorised for distribution to non-qualified investors in or from Switzerland by FINMA. Representative : CACEIS Bank, Paris, Branch of Nyon/Swiss, 35 route de Signy, 1260 Nyon, Switzerland (in the past "CACEIS Bank Luxembourg, Luxembourg, Branch of Nyon", Switzerland. Paying agent: CA Indosuez (Suisse) S.A., 4 quai General Guisan, 1204 Geneva. Subscriptions in the Sub-Funds will only be accepted on the basis of the SICAV's latest prospectus and Key Investor Information Document (KIID), its latest annual and semi-annual reports and its articles of incorporation that may be obtained, free of charge, at the registered office of the Swiss Representative. Past performance is not a guarantee or a reliable indicator for current or future performance and returns. The performance data do not take account of the commissions and costs incurred on the issue and redemption of units. The date of the data in this document is that indicated at the top of the document, unless otherwise stated.