

Amundi DAX 50 ESG II UCITS ETF - Dist

FACTSHEET

Marketing
Communication

30/04/2026

EQUITY ■

Key Information (Source: Amundi)

Net Asset Value (NAV) : **49.24 (EUR)**
 NAV and AUM as of : **30/04/2026**
 Assets Under Management (AUM) :
247.00 (million EUR)
 ISIN code : **DE000ETF9090**
 Replication type : **Physical**
 Benchmark : **100% DAX 50 ESG+**

Objective and Investment Policy

The Amundi DAX 50 ESG II UCITS ETF is a UCITS compliant exchange traded fund that aims to track the DAX 50 ESG (TR) EUR.

Risk Indicator (Source : Fund Admin)



Lower Risk

Higher Risk

The SRI represents the risk and return profile as presented in the Key Information Document (KID). The lowest category does not imply that there is no risk. The SRI is not guaranteed and may change over time. The risk indicator assumes you keep the product for 5 years. The summary risk indicator is a guide to the level of risk of this product compared to other products. It shows how likely it is that the product will lose money because of movement in the markets or because we are not able to pay you.

Returns (Source: Fund Admin) - Past performance does not predict future returns

Performances from 06/04/2020 to 30/04/2026 (Source : Fund Admin)



Cumulative returns* (Source: Fund Admin)

Since	YTD 30/12/2025	1 month 31/03/2026	3 months 30/01/2026	1 year 30/04/2025	3 years 28/04/2023	5 years 30/04/2021	Since 06/04/2020
Portfolio	0.49%	5.66%	0.52%	9.17%	46.54%	48.85%	127.02%
Benchmark	0.44%	5.58%	0.45%	8.94%	47.82%	51.81%	133.31%
Spread	0.06%	0.08%	0.07%	0.23%	-1.28%	-2.96%	-6.29%

Calendar year performance* (Source: Fund Admin)

	2025	2024	2023	2022	2021
Portfolio	20.42%	15.11%	19.63%	-15.20%	14.93%
Benchmark	20.24%	15.79%	20.42%	-14.61%	15.46%
Spread	0.17%	-0.69%	-0.79%	-0.59%	-0.53%

Risk indicators (Source: Fund Admin)

	1 year	3 years	Inception to date *
Portfolio volatility	15.85%	15.34%	17.87%
Benchmark volatility	15.83%	15.35%	17.89%
Ex-post Tracking Error	0.13%	0.21%	0.20%
Sharpe ratio	0.45	0.68	0.68

* Volatility is a statistical indicator that measures an asset's variations around its average value. For example, market variations of +/- 1.5% per day correspond to a volatility of 25% per year. The higher the volatility, the higher the risk. The Tracking Error indicator measures the performance's difference between the fund and the benchmark

* Source : Amundi. The above cover complete periods of 12 months for each calendar year. **Past performance is no predictor of current and future results and does not guarantee future yield**. Any losses or gains do not take into consideration any costs, commissions and fees incurred by the investor in the issue and buyout of the shares (e.g. taxes, brokerage fees or other commissions deducted by the financial intermediary). If performance is calculated in a currency other than the euro, any losses or gains generated can thereby be affected by exchange rate fluctuations (both upward and downward). The discrepancy accounts for the performance difference between the portfolio and the index.

EQUITY ■

Index Data (Source : Amundi)

Description of the Index

The Index is a Net Total Return Index : dividends net of tax paid by the index constituents are included in the Index return. The DAX 50 ESG+ tracks the performance of the 50 with the highest ESG score selected from the 75 largest companies in terms of free float Market Cap of the HDAX Index.

Information (Source: Amundi)

Asset class : **Equity**
Exposure : **Germany**

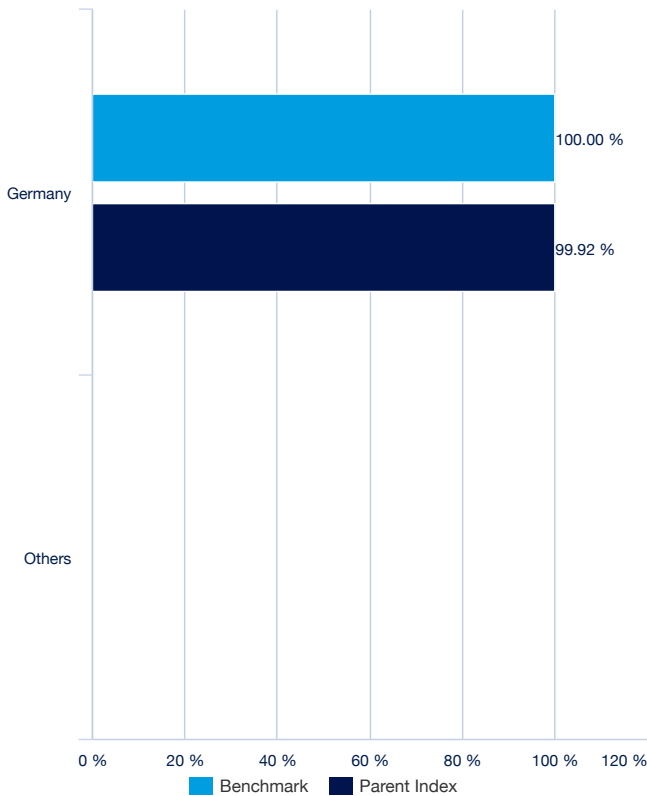
Holdings : 50

Top 10 benchmark holdings (source : Amundi)

	% of assets (Index)	% assets (Parent index)
ALLIANZ SE-REG	7.58%	7.99%
SIEMENS AG-REG	7.58%	9.88%
INFINEON TECHNOLOGIES AG	7.27%	3.97%
MUENCHENER RUECKVER AG-REG	6.81%	3.75%
SAP SE / XETRA	6.03%	8.11%
DEUTSCHE TELEKOM NAM (XETRA)	5.75%	5.24%
DEUTSCHE BANK NAMEN	5.11%	2.79%
DEUTSCHE BOERSE AG	4.93%	2.69%
BASF SE XETRA	4.82%	2.63%
E.ON SE	4.13%	2.26%
Total	60.00%	49.32%

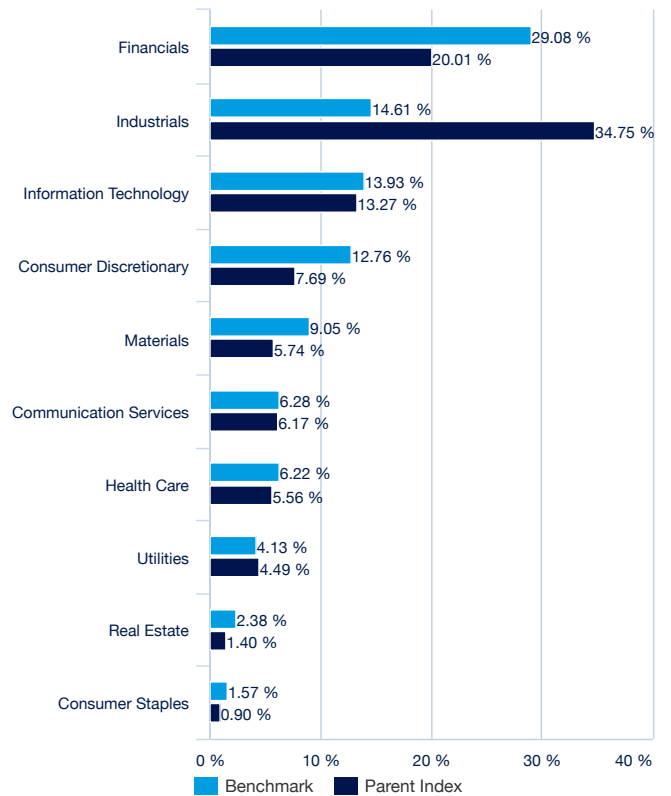
Parent index : **HDAX**

Geographical breakdown (for illustrative purposes only - Source: Amundi)



Parent index : **HDAX**

Benchmark Sector breakdown (for illustrative purposes only - Source : Amundi)



Parent index : **HDAX**

EQUITY ■

Socially Responsible Investment (SRI)

The SRI expresses sustainable development objectives in investment decisions by adding Environmental, Social and Governance (ESG) criteria in addition to the traditional financial criteria.

SRI thus aims to balance economic performance and social and environmental impact by financing companies and public entities which contribute to sustainable development whatever their business sector. By influencing the governance and behaviour of stakeholders, SRI promotes a responsible economy.

Evaluation by ESG criteria (Source: Amundi)

	Index	Parent index
Overall Rating	7.70	7.41
Environment	7.30	6.79
Social	5.10	4.91
Governance	6.42	6.36

Parent index : **HDAX**

ESG criteria

The criteria are extra-financial criteria used to assess the Environmental, Social and Governance practices of companies.

Environmental, Social, and Governance risks and opportunities are posed by large scale trends (e.g. climate change, resource scarcity, demographic shifts) as well as by the nature of the company's operations.

Scores are on a 0-10 scale, with 10 being the best.

"E" for Environment (Climate Change, Natural Resources, Pollution & Waste and Environmental Opportunities)

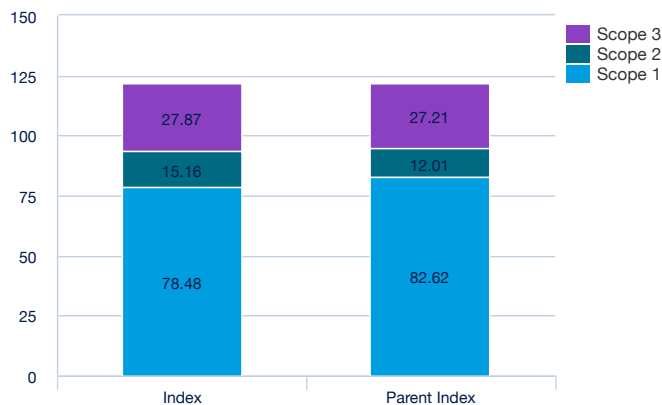
"S" for Social (Human Capital, Product Liability, Stakeholder Opposition and Social Opportunities)

"G" for Governance (Corporate Governance and Corporate Behavior)

Source: Raw ESG data for companies are provided by MSCI

Carbon footprint**Carbon footprint: carbon emissions per euro million invested**

	Index	Parent Index
Total carbon portfolio footprint (Index/Parent index) :	121.51	121.84



Parent index : **HDAX**

Carbon footprint

This indicator measures the portfolio's carbon emissions in metric tonnes of carbon equivalent (tCO₂e) per euro million invested.

This is an indicator of the emissions generated by investment in this portfolio.

Definition of scopes :

- **Scope 1** : all emissions that arise directly from sources that are owned or controlled by the company.

- **Scope 2** : all indirect emissions generated by the purchase or production of electricity, steam or heat.

- **Scope 3** : All other indirect emissions, upstream and downstream of the value chain. For reasons of data robustness, Amundi has chosen to use emissions from activities upstream of Scope 3 - Source: Trucost EEI-O model (input/output model extended to the Trucost environment).

Source : The carbon emissions data is supplied by Trucost. It corresponds to companies' annual emissions expressed in tCO₂e, which covers the six greenhouse gases defined in the Kyoto protocol whose emissions are converted into global warming potential (GWP) in CO₂ equivalent.

ISR Label

EQUITY

Principal characteristics (Source : Amundi)

Fund structure	Mutual Fund (FCP) under German law
UCITS compliant	UCITS
Management Company	Amundi Luxembourg SA
Administrator	BNP Paribas S.A. Niederlassung Deutschland
Custodian	BNP Paribas S.A. Niederlassung Deutschland
Independent auditor	ERNST & YOUNG GMBH WIRTSCHAFTSPRUFUNGSGESELLSCHAFT
Share-class inception date	06/04/2020
Date of the first NAV	06/04/2020
Share-class reference currency	EUR
Classification	-
Type of shares	Distribution
ISIN code	DE000ETF9090
Minimum investment to the secondary market	1 Share(s)
Frequency of NAV calculation	Daily
Management fees and other administrative or operating costs	0.16%
Minimum recommended investment period	5 years
Fiscal year end	June
Primary Market Maker	SOCIETE GENERALE

Listing data (source : Amundi)

Place	CCY	Bloomberg Ticker	Bloomberg iNAV	Reuters RIC	Reuters iNAV
Six Swiss Exchange	CHF	E909 SW	E909CHIV	E909.S	E909CHFNAV=SOLA
Deutsche Boerse (Xetra)	EUR	E909 GY	EDAXEUIV	E909.DE	EDAXEURNAV=SOLA

Contact

ETF Sales contact

France & Luxembourg	+33 (0)1 76 32 65 76
Germany & Austria	+49 (0) 800 111 1928
Italy	+39 02 0065 2965
Switzerland (German)	+41 44 588 99 36
Switzerland (French)	+41 22 316 01 51
United Kingdom	+44 (0) 20 7 074 9598
United Kingdom (Instit)	+44 (0) 800 260 5644
Netherlands	+31 20 794 04 79
Nordic countries	+46 8 5348 2271
Hong Kong	+65 64 39 93 50
Spain	+34 914 36 72 45

ETF Capital Markets contact

Téléphone	+33 (0)1 76 32 19 93
Bloomberg IB Chat	Capital Markets Amundi ETF Capital Markets Amundi HK ETF

ETF Market Makers contact

BNP Paribas	+33 (0)1 40 14 60 01
Kepler Cheuvreux	+33 (0)1 53 65 35 25

Amundi contact

Amundi ETF
90 bd Pasteur
CS 21564
75 730 Paris Cedex 15 - France
Hotline : +33 (0)1 76 32 47 74
info-etf@amundi.com

Index Providers

STOXX and its licensors (the "Licensors") have no relationship to the Amundi Asset Management, other than the licensing of the Index and the related trademarks for use in connection with the Subfund. STOXX and its Licensors do not : Sponsor, endorse, sell or promote the Subfund. Recommend that any person invest in the Subfund or any other securities. Have any responsibility or liability for or make any decisions about the timing, amount or pricing of Subfund. Have any responsibility or liability for the administration, management or marketing of the Subfund. Consider the needs of the Subfund or the owners of the Subfund in determining, composing or calculating the Index or have any obligation to do so. STOXX and its Licensors will not have any liability in connection with the Subfund. Specifically, STOXX and its Licensors do not make any warranty, express or implied and disclaim any and all warranty about : The results to be obtained by the Subfund, the owner of the Subfund or any other person in connection with the use of the Index and the data included in the Index ; The accuracy or completeness of the Index and its data; The merchantability and the fitness for a particular purpose or use of the Index and its data; STOXX and its Licensors will have no liability for any errors, omissions or interruptions in the Index or its data; Under no circumstances will STOXX or its Licensors be liable for any lost profits or indirect, punitive, special or consequential damages or losses, even if STOXX or its Licensors knows that they might occur. The licensing agreement between the Asset Manager and STOXX is solely for their benefit and not for the benefit of the owners of the Subfund or any other third parties.

Important information

The Fund has a non-measurable risk of capital loss. Past performance is no guarantee of future results and is not indicative of future performance, and the performance data do not take account of the commissions and costs incurred on the issue and redemption of units. For more details on the risks and before any investment, consult the Investor Key Information Document ("KIID") and the prospectus of this fund, available in English on request or on amundiETF.ch. Contained in this document are from sources believed to be reliable. Amundi can not guarantee its accuracy and reserves the right to modify at any time the analyzes presented above. This non-contractual document does not constitute a recommendation, a solicitation of an offer or an offer to buy or sell the fund mentioned, nor should it be interpreted as such. The transparency policy and the information on the asset mix of the funds are available on amundiETF.com. The indicative net asset value is published by the stock exchanges. Units of the Funds acquired on the secondary market generally can not be directly resold to the Fund. Investors must buy and sell the units in a secondary market with the assistance of an intermediary (eg a broker) and may incur costs. Amundi Suisse SA is distributing in Switzerland and from Switzerland the collective investment schemes managed by Amundi and /or Amundi Luxembourg. In this respect, Amundi Suisse SA informs investors that it collects, from Amundi and/ or Amundi Luxembourg, a compensation under article 34 al. 2bis in the Ordinance on collective investment schemes (Ordonnance sur les placements collectifs de capitaux, OPCC). This compensation can constitute a part of the management fees stated in the prospectus. Additional information regarding the existence, nature and calculation method for the compensation received by Amundi Suisse SA within the frame of its distribution activity in Switzerland or from Switzerland may be provided upon written request to Amundi Suisse SA 6-8 rue de Candolle 1205 Genève Suisse This Fund has been authorized for distribution to non-qualified investors in or from Switzerland by the Swiss Financial Market Supervisory Authority ("FINMA"). Subscriptions in the Fund will only be accepted on the Fund's the Key Investor Information Document ("KIID") and the prospectus, or the fund's regulation as well as the annual and semi-annual financial reports that may be obtained free of charge from the Swiss Representative. Swiss Representative: CACEIS (Switzerland) SA - Route de Signy 35 - CH1260 Nyon Paying Agent in Switzerland: CACEIS Bank, Paris, Nyon branch / Switzerland - Route de Signy 35 - CH- 1260 Nyon. Only for SFDR 8 and SFDR 9 products Please note that this passively managed fund replicates an underlying index which methodology aims at providing a broad market exposure without considering ESG factors or exclusions. Therefore, you might be exposed to securities that might be involved in serious controversies, acute sustainability risks or material negative impact on sustainability factors. Please refer to the legal documentation and index methodology for full details. Should you want to consider an ESG alternative, you will find a wide range of options within our responsible investing range.

Certain information ©2021 MSCI ESG Research LLC. Reproduced by permission. Although Amundi information providers, including without limitation, MSCI ESG Research LLC and its affiliates (the "ESG Parties"), obtain information (the "Information") from sources they consider reliable, none of the ESG Parties warrants or guarantees the originality, accuracy and/or completeness, of any data herein and expressly disclaim all express or implied warranties, including those of merchantability and fitness for a particular purpose. The Information may only be used for your internal use, may not be reproduced or disseminated in any form and may not be used as a basis for, or a component of, any financial instruments or products or indices. Further, none of the Information can in and of itself be used to determine which securities to buy or sell or when to buy or sell them. None of the ESG Parties shall have any liability for any errors or omissions in connection with any data herein, or any liability for any direct, indirect, special, punitive, consequential or any other damages (including lost profits) even if notified of the possibility of such damages.