AMUNDI JP MORGAN INR INDIA GOVERNMENT BOND UCITS ETF ACC

FACTSHEET

Marketing Communication

31/10/2026

BOND

IMPORTANT INFORMATION FOR INVESTORS IN FRANCE
INVESTORS ATTENTION IS DRAWN TO THE FACT THAT, IN THE OPINION OF THE FRENCH AUTHORITY OF FINANCIAL MARKETS, THIS UCITS FUND COMMUNICATES DISPROPORTIONAITLY ON THE CONSIDERATION OF NON-FINANCIAL CRITERIA IN ITS MANAGEMENT.

Key Information (Source: Amundi)

Net Asset Value (NAV) : **9.65 (USD)**
NAV and AUM as of : **30/10/2026**
Assets Under Management (AUM) :
3.69 (million USD)
ISIN code : **IE0004W4ZVJ5**
Replication type : **Physical**
Benchmark :
100% JP MORGAN INDIA GOVERNMENT FULLY ACCESSIBLE ROUTE (FAR) BONDS INDEX TR Close

Objective and Investment Policy

The objective of this Sub-Fund is to track the performance of J.P. Morgan India Government Fully Accessible Route (FAR) Bonds Index (the "Index") and to minimize the tracking error between the net asset value of the Sub-Fund and the performance of the Index. The anticipated level of the tracking error, under normal market conditions is indicated in the prospectus of the Sub-Fund.

Risk Indicator *(Source : Fund Admin)*

1	2	3	**4**	5	6	7

Lower Risk — Higher Risk

The SRI represents the risk and return profile as presented in the Key Information Document (KID). The lowest category does not imply that there is no risk. The SRI is not guaranteed and may change over time. The risk indicator assumes you keep the product for 4 years.
The summary risk indicator is a guide to the level of risk of this product compared to other products. It shows how likely it is that the product will lose money because of movement in the markets or because we are not able to pay you.

Returns (Source: Fund Admin) - Past performance does not predict future returns

Performances from 04/09/2024 to 30/10/2026 (Source : Fund Admin)

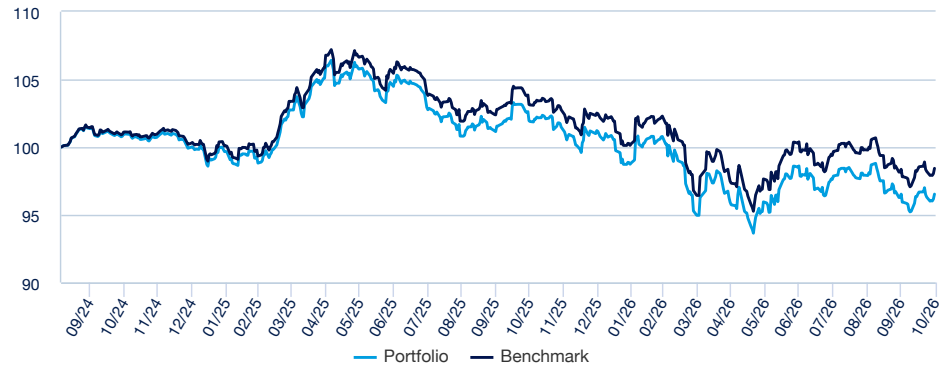

Cumulative returns* (Source: Fund Admin)

	YTD	1 month	3 months	1 year	3 years	5 years	Since
Since	31/12/2025	30/09/2026	31/07/2026	31/10/2025	-	-	04/09/2024
Portfolio	-4.58%	0.00%	-1.36%	-5.26%	-	-	-3.47%
Benchmark	-3.94%	0.07%	-1.25%	-4.54%	-	-	-1.57%
Spread	-0.63%	-0.07%	-0.12%	-0.72%	-	-	-1.90%

Calendar year performance* (Source: Fund Admin)

	2025	2024	2023	2022	2021
Portfolio	1.13%	-	-	-	-
Benchmark	2.12%	-	-	-	-
Spread	-0.99%	-	-	-	-

** Source : Amundi. The above cover complete periods of 12 months for each calendar year.* ***Past performance is no predictor of current and future results and does not guarantee future yield*** *. Any losses or gains do not take into consideration any costs, commissions and fees incurred by the investor in the issue and buyout of the shares (e.g. taxes, brokerage fees or other commissions deducted by the financial intermediary). If performance is calculated in a currency other than the euro, any losses or gains generated can thereby be affected by exchange rate fluctuations (both upward and downward). The discrepancy accounts for the performance difference between the portfolio and the index.*

Risk indicators (Source: Fund Admin)

	1 year	Inception to date *
Portfolio volatility *	6.76%	5.92%
Benchmark volatility	6.72%	5.91%
Ex-post Tracking Error	0.17%	0.15%
Sharpe ratio	-1.36	-1.01

* Volatility is a statistical indicator that measures an asset's variations around its average value. For example, market variations of +/- 1.5% per day correspond to a volatility of 25% per year. The higher the volatility, the higher the risk.
The Tracking Error indicator measures the performance's difference between the fund and the benchmark

Amundi Asset Management, SAS (French : Société par Actions Simplifiée) with a capital of 1 143 615 555 €
AMF approved Portfolio Management Company- GP number 04000036
Corporate address: 91-93, Boulevard Pasteur - 75015 Paris- France 437 574 452 RCS Paris
This material is solely for the attention of "professional" investors.

AMUNDI JP MORGAN INR INDIA GOVERNMENT BOND UCITS ETF ACC

FACTSHEET

Marketing Communication
31/10/2026

BOND

Meet the Team



Stéphanie Pless

Head of Fixed Income Index Management



Olivier Chatelot

Lead Portfolio Manager

Portfolio Data (Source: Amundi)

Information (Source: Amundi)

Asset class : **Bond**
Exposure : **India**

Holdings : **46**

Portfolio Indicators (Source: Fund Admin)

	Portfolio
Modified duration [1]	5.83
Average rating [2]	BBB-
Yield To Maturity	7.36%

[1] Modified duration (in points) estimates a bond portfolio's percentage price change for 1% change in yield.
[2] Based on cash bonds and CDS but excludes other types of derivatives

Portfolio Breakdown (Source: Amundi)

By maturity (Source: Amundi)

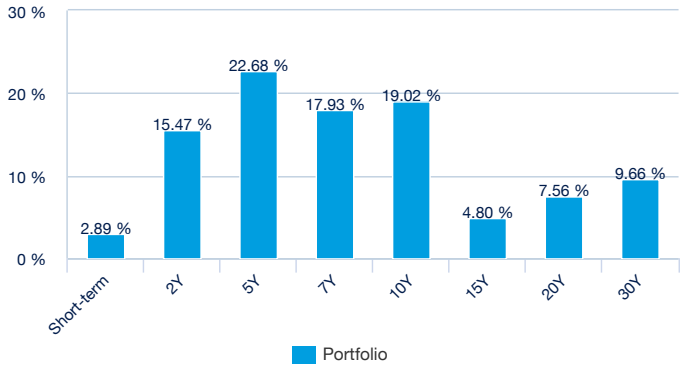

By rating (source : Amundi)

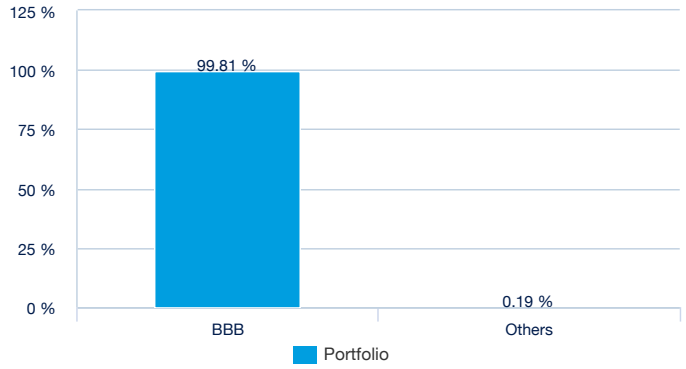

By issuer (Source: Amundi)

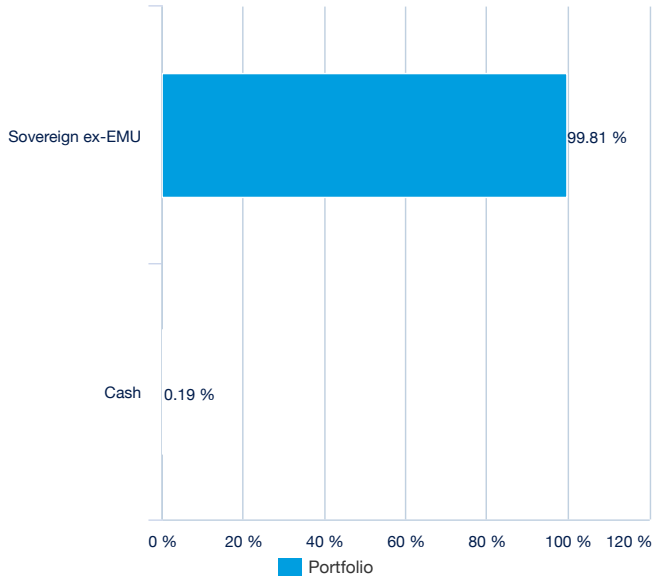

By country (source : Amundi)

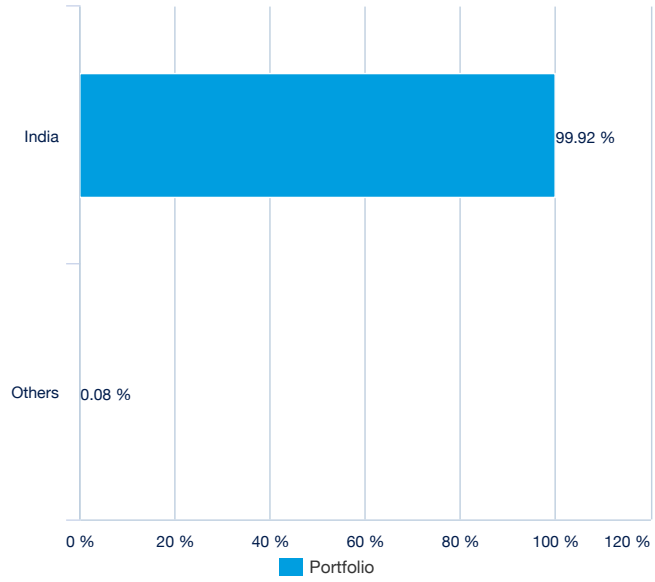

Amundi Asset Management, SAS (French : Société par Actions Simplifiée) with a capital of 1 143 615 555 €
AMF approved Portfolio Management Company- GP number 04000036
Corporate address: 91-93, Boulevard Pasteur - 75015 Paris- France 437 574 452 RCS Paris
This material is solely for the attention of "professional" investors.

AMUNDI JP MORGAN INR INDIA GOVERNMENT BOND UCITS ETF ACC

FACTSHEET

Marketing Communication
31/10/2026

BOND

Principal characteristics (Source : Amundi)

Fund structure	ICAV Irish
UCITS compliant	UCITS
Management Company	Amundi Ireland Limited
Administrator	HSBC Securities Services (Ireland) DAC
Custodian	HSBC Continental Europe
Independent auditor	PRICEWATERHOUSECOOPERS
Share-class inception date	04/09/2024
Date of the first NAV	04/09/2024
Share-class reference currency	USD
Classification	-
Type of shares	Accumulation
ISIN code	IE0004W4ZVJ5
Frequency of NAV calculation	Daily
Management fees and other administrative or operating costs	0.30%
Minimum recommended investment period	4 years
Fiscal year end	December
Primary Market Maker	

Listing data (source : Amundi)

Place	CCY	Bloomberg Ticker	Bloomberg iNAV	Reuters RIC	Reuters iNAV
Deutsche Boerse (Xetra)	EUR	INGE GY	IINGUEIV	INGEG.DE	IINGUINAV=SOLA
Deutsche Boerse (Xetra)	USD	INGU GY	IINGUUIV	INGEGUSD.DE	IINGUUSDINAV=SOLA

Contact

ETF Sales contact

France & Luxembourg	+33 (0)1 76 32 65 76
Germany & Austria	+49 (0) 800 111 1928
Italy	+39 02 0065 2965
Switzerland (German)	+41 44 588 99 36
Switzerland (French)	+41 22 316 01 51
United Kingdom	+44 (0) 20 7 074 9598
United Kingdom (Instit)	+44 (0) 800 260 5644
Netherlands	+31 20 794 04 79
Nordic countries	+46 8 5348 2271
Hong Kong	+65 64 39 93 50
Spain	+34 914 36 72 45

ETF Capital Markets contact

Téléphone	+33 (0)1 76 32 19 93
Bloomberg IB Chat	Capital Markets Amundi ETF
	Capital Markets Amundi HK ETF

ETF Market Makers contact

SG CIB	+33 (0)1 42 13 38 63
BNP Paribas	+44 (0) 207 595 1844

Amundi contact

Amundi ETF
90 bd Pasteur
CS 21564
75 730 Paris Cedex 15 - France
Hotline : +33 (0)1 76 32 47 74
info-etf@amundi.com

Amundi Asset Management, SAS (French : Société par Actions Simplifiée) with a capital of 1 143 615 555 €
AMF approved Portfolio Management Company- GP number 04000036
Corporate address: 91-93, Boulevard Pasteur - 75015 Paris- France 437 574 452 RCS Paris
This material is solely for the attention of "professional" investors.

Index Providers

Important information

mentions_legales_Amundi_ETF_ICAV_Ireland

Amundi Asset Management, SAS (French : Société par Actions Simplifiée) with a capital of 1 143 615 555 €
AMF approved Portfolio Management Company- GP number 04000036
Corporate address: 91-93, Boulevard Pasteur - 75015 Paris- France 437 574 452 RCS Paris
This material is solely for the attention of “professional” investors.